

MINISTERUL EDUCAȚIEI NAȚIONALE

Comunicare în limba modernă 1 - limba engleză

Clasa a II-a
Partea a II-a

Fairyland 2B



Teacher's Book

Jenny Dooley – Virginia Evans



Express Publishing

UniScan
GRUP EDUCATIONAL

Uniscan Grup Educațional

A butterfly!



butterfly

1 Match in your notebook. Say. 

1 butterfly

2 frog

3 monkey

4 bird

5 elephant

6 spider




2 Sing. 

 Listen, point to the animals and say.

1 Match the words to the animals in your notebook. Then say: *It's an elephant. It's a ...*

2 Listen and sing.



elephant



spider



bird



frog



monkey



3 Look, choose and say. 




a run
b fly



a run
b swim




a jump
b draw



a fly
b run

4 Make and play.  



- 3 What can the animals do? What can't they do? Look and choose the right words. Then say: *A bird can ..., but it can't ...*
- 4 Use the templates to make the spinners. Play with your friend.

1 Find the number and say.

A bird has got two legs,
One bird, two legs.
Six birds, **12** legs.

A spider has got eight legs,
One spider, eight legs.
Two spiders, **?** legs.

An elephant has got four legs,
One elephant, four legs.
Five elephants, **?** legs.

2 Count. Say.

One  has got 4 

Four  have got 

16 17 18 19 20

A butterfly!



3 Listen and choose.

a

sixteen
thirteen

b

nineteen
fifteen

c

seventeen
eighteen

d

eleven
twelve

e

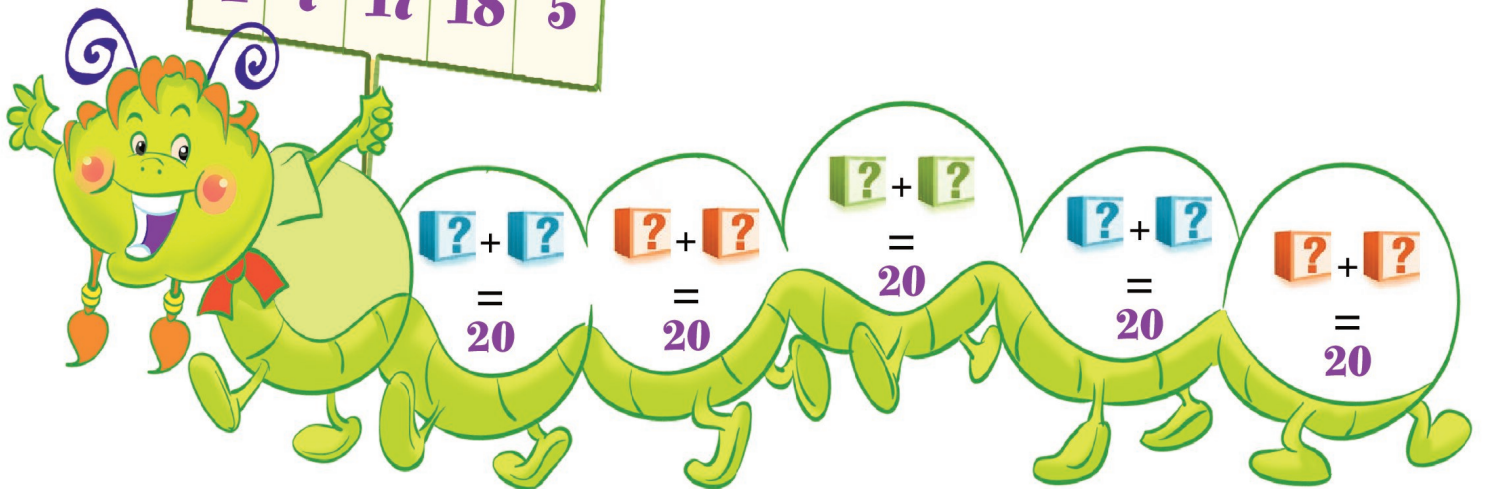
sixteen
twenty

f

fourteen
thirteen

4 Choose. Say.




3	15	2	16	13
4	7	17	18	5



3 Listen and choose the right number.

4 Choose two different numbers each time and say: ... and ... is twenty.

1 Let's listen. 🎧



1 Listen to the dialogue and point to the pictures.



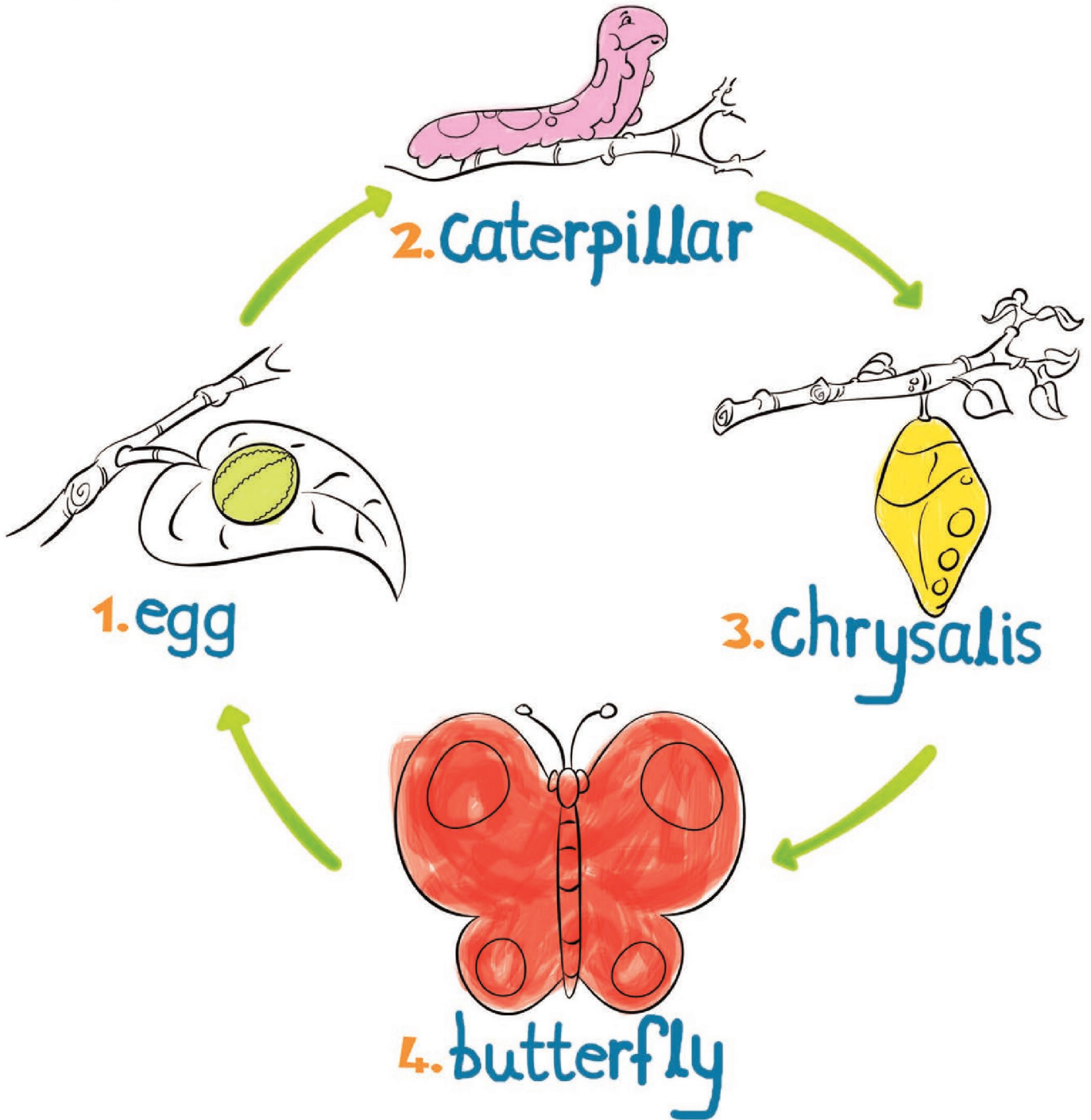
Next week ...







Go Green!

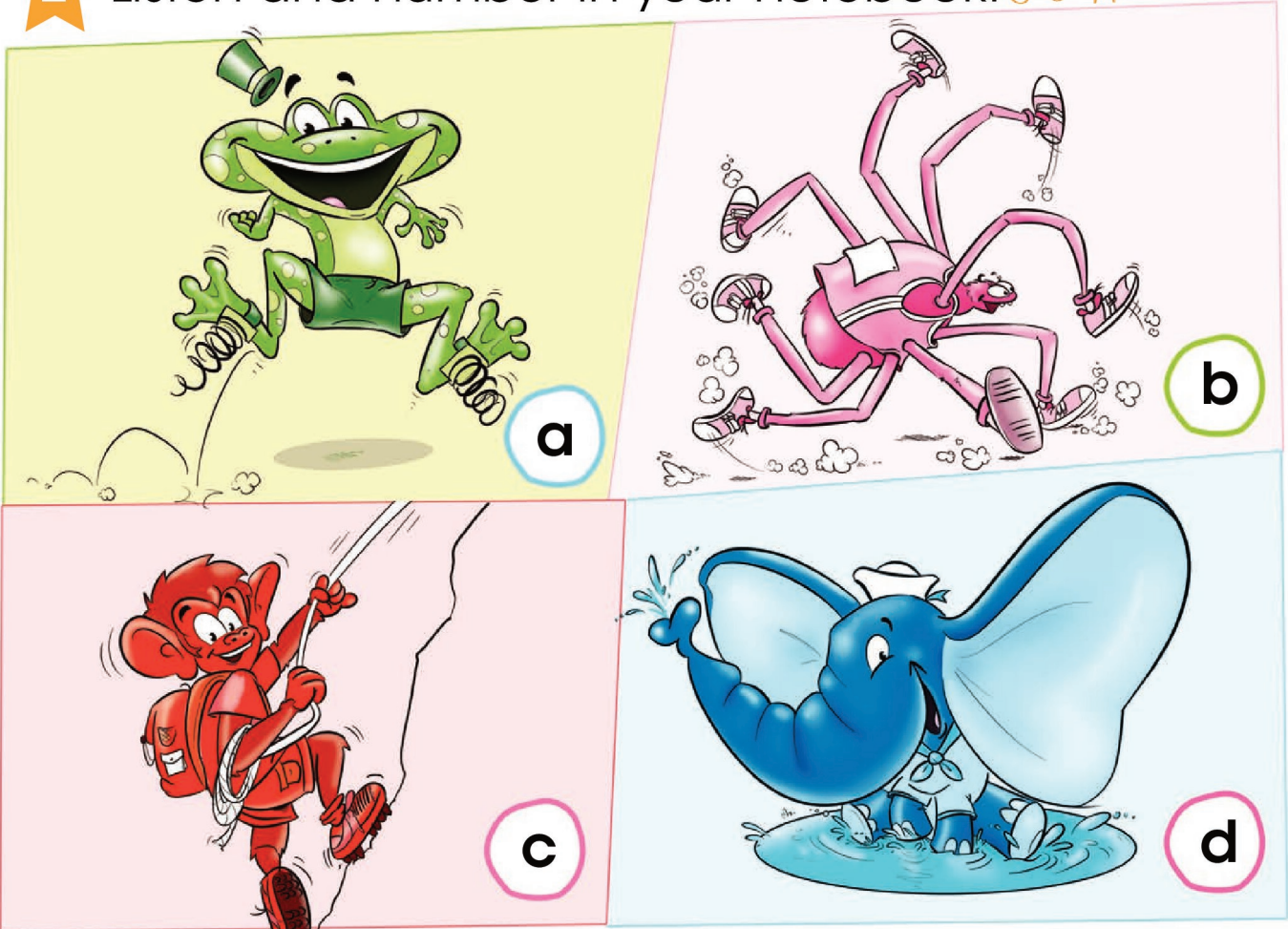
1 Look, point and say. 🧒



1 Look, point and say: 1. A green egg.



2 Listen and number in your notebook.  



3 **Portfolio:** Draw and write in your notebook.



- 2 Listen and number the pictures in your notebook. Then point and say: a4. *It's got big eyes. It can jump. It's green.*
- 3 Draw your favourite animal in your notebook. Present it to the class.




1 Choose and say. 



Look at the horse. It can ...

a fly!

b jump!



Look at the elephants. They can ...

a play football.

b swim.

1 Read and choose the correct word. Then say: *The horse can ...*



2 Look, read and choose.

1



- a frog
- b bird

2



- a spider
- b butterfly

3



- a horse
- b elephant

4



- a monkey
- b frog

5



- a butterfly
- b bird

6



- a monkey
- b spider

3 Let's play!


	A	B	C
1	12	15	19
2	14	20	17
3	11	13	16

- 2 Look, read and choose the right words.
- 3 Play the *Number Memory* game.


A sweet tooth



chocolate

1 Match in your notebook. Say. 

- 1 sweets
- 2 jam
- 3 lollipops
- 4 juice
- 5 chocolate
- 6 cake



2 Sing. 

- 1 Listen, point to the food/drink items and say. Then point and say: *I like (chocolate). I don't like (jam).*
- 1 Match the words to the items in your notebook. Then point and say: *I've got a sweet tooth. I love (jam)!*
- 2 Listen and sing.



jam



cake



lollipops



juice



sweets



3 Listen and choose **yes** or **no**.  

1



lollipops

yes

no

2



chocolate

yes

no

3



sweets

yes

no

4



cake

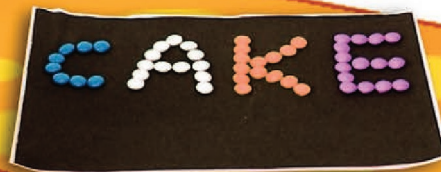
yes

no

4 Make and say.  

Cake! Do you like cake?

Yes, I do. I love cake!



- 3 Listen and choose **yes** or **no**. Then talk with your friend: *Do you like lollipops? Yes, I do./No, I don't.*
- 4 Use smarties to spell out your favourite sweet. Talk with your friend.







carrots




potatoes

1 Look and say. 



2 Sing. 

-  Listen, point to the food items and say.
- 1 Point and say: *Tomatoes and apples are red. Eat (tomatoes). They're good for you.*
- 2 Listen and sing.



peas



tomatoes



pears


















oranges

A sweet tooth



3 Let's Play!

START				1 	2 	3 
8 	7 	6 	5 Oh, no!	4 		
9 	10 GREAT!	11 	12 	13 		
FINISH				16 	15 	14 



3 Play the Rainbow game.

Let's listen. 🎧

1 Hooray! The Sweet Monster!



2 Yes, I do! I love chocolate!



3 Do you like lollipops?



4 Yes, I do! I love lollipops!




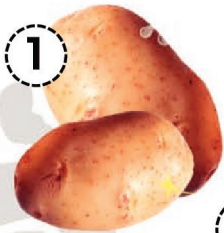
1 Listen to the dialogue and point to the pictures.







Go Green!

1 Fruit or vegetable? Match in your notebook.



2 Make and say. ✂️ 🧑



I'm Mr Carrot.
I'm a vegetable.

- 1 Fruit or vegetable? Look and match in your notebook. Say: (Tomatoes) are (fruit).
- 2 Use the templates to make fruit/vegetable men/women. Talk with your friend.



3 Talk with your friends. 

What's your favourite fruit?

Bananas!
I love bananas!



4 **Portfolio:** Draw and write in your notebook.

My favourite fruit and vegetable!




bananas



carrots

- 3 Talk with your friends. Ask them about their favourite fruit and vegetable.
- 4 Draw your favourite fruit and vegetable in your notebook. Present it to the class.



1 Look. Then act. 



A banana ice cream, please.



Here you are.



Thank you.



1 Look at the pictures. Then play the *Ice cream van* game.



2 Look, read and say **yes** or **no**. 



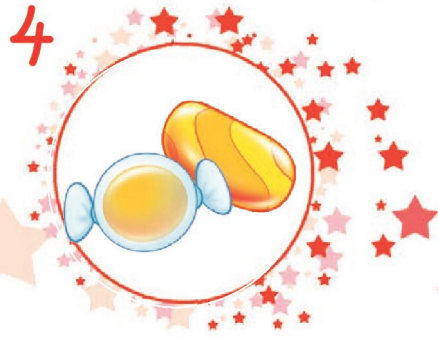
cake



jam



chocolate



sweets



juice

3 Look, read and choose.



a fruit

b vegetable



a fruit

b vegetable



a fruit

b vegetable



a fruit

b vegetable



a fruit

b vegetable




a fruit

b vegetable

- 2 Look at the pictures. Read the words and say *yes* or *no*.
 3 Look at the pictures and choose the right words.

The weather



1 Listen and point. Then sing. 🎧 🎵



2 Look and match in your notebook.

- a** It's hot.
- c** It's sunny.
- e** It's cold.
- b** It's snowing.
- d** It's raining.

🎧 Listen, point and say.
1 Listen and point. Then listen and sing.
2 Look at the pictures and match them to the phrases in your notebook. Then say: *It's hot.* Number 3.



It's cold.



It's sunny.




It's raining.



It's snowing.



3 Look and say. 



4 Let's play!



It's cold!



- 3 Look at the pictures and talk with your friend.
- 4 Play the *Weather* game.






spring



summer

1 Look, read and match in your notebook.
Then say.



- 1 It's winter. It hasn't got leaves.
- 2 It's spring. It has got flowers.
- 3 It's summer. It has got green leaves and fruits.
- 4 It's autumn. It has got brown leaves.



autumn



winter

The weather




2 What's their favourite season? Listen and match in your notebook. 🎧 👧




3 Sing. 🎵

- 2 Listen and match in your notebook. Then say: *(Erlina's) favourite season is ... because (she) loves ...*
- 3 Listen and sing.




1 Let's listen. 

It's hot and sunny.



1 Listen to the dialogue and point to the pictures.










Go Green!



1 Who needs water? Look, choose and say. 🧒



1 Look, choose, then say: A (child) needs water.



2 Look and say. 



My  mummy's favourite season is



because

she loves



!

3 **Portfolio:** Draw and write in your notebook.



My favourite season is winter because I love the snow.

- 2 Look, read and say.
- 3 Draw your favourite season in your notebook. Present it to the class.



1 Look, read and match in your notebook.



All year round in the UK ...
You need an umbrella
every day!



A It's hot and sunny.

B It's raining.



All year round in
Greece ...
Lots of sunshine,
what a treat!



1 Look, read and match in your notebook.



2 Look, read and say **yes** or **no**. 



It's cold.



It's raining.



It's snowing.


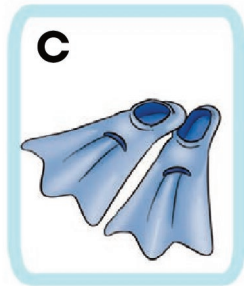


It's hot.



It's sunny.

3 Match in your notebook.



1 summer

2 winter

3 autumn

4 spring

- 2 Look at the pictures. Read the words and say *yes* or *no*.
- 3 Match the pictures to the right words in your notebook.

Looking good!



boots

1 Look, read and match in your notebook.


1 jacket

2 boots

3 hat

4 jumper

5 jeans



2 Sing. 🎵

👂 Listen, point to the clothes items and say.

1 Look, read and match the words to the clothes in your notebook.

2 Listen and sing.



jacket



jeans



jumper



dress



hat



3 Choose. Say **A** or **B**. 



1 boots

3 jacket

5 dress

2 jeans

4 hat

6 jumper

4 Make and play.  



I'm wearing
my jumper
and my jeans.



3 Look at the pictures. Read the words and say A or B.

4 Use the templates to draw and dress yourself. Then take roles and talk with your friend.



T-shirt

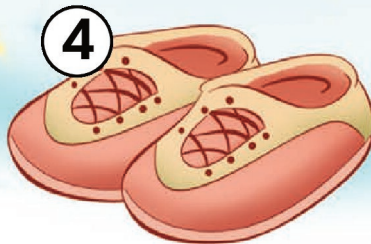



shorts



vest

★ Match in your notebook. Say.



Listen, point to the clothes items and say.

1 Match the clothes to Daddy or Baby Bear in your notebook. Then say: *Daddy Bear's shorts are big.*



socks



cap



shoes

Looking good!



2 Look, read and match in your notebook.

1 Take off your shoes.

2 Take off your socks.

3 Put on your T-shirt.

4 Put on your cap.



3 Sing. 

- 2 Match the sentences to the pictures in your notebook.
- 3 Listen and sing.



1 Let's listen.



1 Listen to the dialogue and point to the pictures.



Looking good!



OK! Get ready to go!





Go Green!

1 Look, point and say. 



1 Point and say: *He's wearing a yellow hat, ...*



2 Listen and choose. 



3 Portfolio: Draw and write in your notebook.

It's hot!
I'm wearing
my shorts.



2 Listen and choose the right picture.

3 Draw what you are wearing today in your notebook. Present it to the class.



1 Choose.



1 Choose the right word.



2 Look, read and choose.

1



- a dress
- b hat

2



- a shorts
- b jeans

3



- a socks
- b boots

4



- a T-shirt
- b jumper

5



- a hat
- b cap

6



- a shoes
- b vest

3 Let's play!

It's red.

A T-shirt!

- 2 Look, read and choose the right words.
- 3 Play the *Memory* game.

Round-up

1 Point and say.  





Fun Time 5

(see Fun Time Key & Instructions Section)

1 Look and say: **a** or **an**.



★ Look, read and choose.

20

- a twenty
- b two

15

- a fifteen
- b sixteen

19

- a eleven
- b nineteen

12

- a twelve
- b fourteen

17

- a eighteen
- b seventeen

13

- a thirteen
- b sixteen

★ Count and choose.

A eleven + nine = eighteen nineteen twenty

B twenty - twelve = eight nine ten

C twenty ÷ two = nine ten eleven

D five x three = fourteen fifteen sixteen

E ten + seven = fifteen sixteen seventeen

4 Read and say **yes** or **no**.



1

A butterfly can fly.

yes

no



2

An elephant can climb.

yes

no



3

A spider can swim.

yes

no



4

A bird can fly.

yes

no



5

A frog can jump.

yes

no



6

A monkey can draw.

yes

no


5 Look, read and answer.



1 Can he jump?



2 Can it run?




3 Can they draw?



4 Can she climb?

6 Look, count and say.



one elephant



Fun Time 6

1 Read and match in your notebook.

A I don't like chocolate. I like jam.

B I like cake and lollipops.

C I don't like cake. I don't like sweets.









D I like carrots. I like chocolate.

E I like jam. I don't like potatoes.


F I like carrots. I don't like cake.

G I don't like peas. I like lollipops.

H I don't like jam. I like tomatoes.



2 Look and make sentences.



1 I/sweets



4 I/peas



2 We/bananas



5 They/sandwiches



3 She/apples



6 We/chocolate

3 Answer about yourself.

1 Do you like chocolate cake?

2 Do you like ice cream?

3 Do you like peas?

4 Do you like tomatoes?

5 Do you like carrots?

6 Do you like jam?

7 Do you like lollipops?

8 Do you like apple juice?

4 Read and number in your notebook.


- 1 Sweet monsters live in the Magic Forest.
- 2 They eat chocolate, cake and sweets.
- 3 They don't like vegetables.
- 4 They love children.
- 5 They don't like dentists.



5 Now read again and answer.

- | | |
|---|----------------------------|
| 1 Do Sweet Monsters live in the Magic Forest? | 3 Do they like vegetables? |
| 2 Do they eat chocolate? | 4 Do they love children? |
| | 5 Do they like dentists? |

6 Find the differences in picture B and say.



In picture B I can see three apples.

7 Look, read and answer.



1 Do they like music?



2 Does he like sweets?



3 Does she like chocolate?




4 Do they like football?

Fun Time 7

1 What's the weather like? Point and say.



2 Look, read and match in your notebook.



- 1 In the USA it's cold and it's snowing.
- 2 In Greece it's hot and sunny today.
- 3 In the UK it's cold and it's raining.

3 Which picture? Look, read and choose **A**, **B** or **C**.



- | | |
|---------------------------------|---------------------------------|
| 1 It's hot. | 6 It's cold. |
| 2 He likes snow. | 7 She likes ice cream. |
| 3 It's raining. | 8 It's snowing. |
| 4 It's sunny. | 9 She's got an umbrella. |
| 5 The leaves are yellow. | |

4 Look and say.

My



daddy's favourite season

is



because

he loves



!

My



sister's favourite season

is



because

she loves



!

5 Find the odd one out!

A hot
sunny
summer
snow

B autumn
spring
winter
butterflies

C frogs
birds
rabbits
flowers

6 Look, read and choose.



- a** It's snowing.
b It's raining.



- a** It's summer.
b It's winter.



- a** They're trees.
b They're flowers.



- a** It's hot.
b It's cold.



- a** It's spring.
b It's autumn.



- a** It's a butterfly.
b It's a bird.

Fun Time 8

1 Look and match in your notebook.



1 hat

2 jeans

3 jumper

4 boots

5 dress

6 jacket



2 Look, read and answer.



Are they socks?



Is it a cap?



Is it a hat?



Is it a T-shirt?



Are they jeans?



Are they shoes?

3 Look, read and choose.




- a She is reading.
- b She is running.



- a She is flying.
- b She is drawing.



- a It is snowing.
- b It is raining.



- a They are jumping.
- b They are swimming.



- a He is playing football.
- b He is riding a bike.



- a They are wearing jeans.
- b They are wearing boots.

4 Look, read and answer.

1 Is Becky wearing shorts?


2 Are Larry and Bob playing?

3 Is Kate wearing a red cap?

4 Is John playing the guitar?

5 Is Sara wearing a T-shirt?

6 Are Sara and Jill drawing?



5 Let's play!

	A	B	C	D
1				
2				
3				
4				


I'm wearing
a blue cap!

2A!



HAPPY EASTER

1 Play Easter Bingo!



Fairyland 2B

Fairyland 2B is a course for young learners of English. Pupils follow the adventures of Woody and Frosty and their friends from the *Magic Forest*.

Components

- Pupil's Book
- Digital Book
- Activity Book
- Teacher's Book
- Picture Flashcards
- Posters
- Teacher's Resource Pack

ISBN 978-1-4715-3361-7



Express Publishing