

Ministerul Educației Naționale și Cercetării Științifice

Limba modernă Engleză

Clasa a **IV**-a
Semestrul al **II**-lea

Elena Sticlea

Valentina Barabaș

Laura Stanciu

OMEN nr. 5003/02.12.2014 (Anexa 2)

Număr de pagini manual: 80

Număr de telefon european

de asistență pentru copii: 116111

 **Booklet**

Manualul este distribuit elevilor în mod gratuit, atât în format tipărit, cât și în format digital,
și este transmisibil timp de patru ani școlari, începând cu anul școlar

Inspectoratul școlar

Școala / Colegiul / Liceul

Anul	Numele elevului	Clasa	Anul școlar	Aspectul manualului*			
I				format tipărit		format digital	
II							
III							
IV							

*Pentru precizarea aspectului manualului se va folosi unul dintre următorii termeni: nou, bun, îngrijit, neîngrijit, deteriorat.

*Cadrele didactice vor verifica dacă informațiile înscrise în tabelul de mai sus sunt corecte.

*Elevii nu vor face niciun fel de însemnări pe manual.

Descrierea CIP a Bibliotecii Naționale a României

BARABAȘ, VALENTINA

Limba modernă engleză : clasa a IV-a / Valentina Barabaș,
Laura Stanciu ; coord.: Elena Sticlea. - București : Booklet, 2016
2 vol.

ISBN 978-606-590-234-3

Vol. 2. - 2016. - ISBN 978-606-590-284-8

I. Stanciu, Laura

II. Sticlea, Elena (coord.)

811.111(075.33)

Consultant științific: Arabella McIntyre-Brown

Echipa editorială:

Redactori: Ioana Tudose
Ruxandra Câmpeanu
Andreea Buliga

Design interior

și copertă: Anca Vrănescu

Ilustrații: Oana Zvâncă

Animații: Quartz Film

Digital: XStudios

Voci: Clive Sheppard
Jack O'Mahoney
Alice O'Mahoney
Sally O'Mahoney

Editura Booklet

Pentru comenzi:

tel/fax: 021 430.3095

e-mail: comenzi@booklet.ro

Comenzi online:

www.booklet.ro

Welcome Back!



Simbolurile utilizate în manualul digital:



exerciții
interactive



elemente
audio



elemente
video



ilustrații



pornește
aplicația

Table of Contents

Units	Topic	Vocabulary	Grammar	At the end of this unit you will be able to...
<p>8. On the Farm</p> <p>pp. 6 - 13</p>	<ul style="list-style-type: none"> Talking about animals 	<ul style="list-style-type: none"> Wild animals Domestic animals 	<ul style="list-style-type: none"> Can: affirmative, negative, interrogative Plurals: regular and irregular forms 	<ul style="list-style-type: none"> Listen to and understand a short conversation about farm animals; Talk about the favourite farm animal and its abilities; Read about pets and their abilities; Write words to complete a text about the favourite animal.
<p>9. What's Your Favourite Food?</p> <p>pp. 14 - 23</p>	<ul style="list-style-type: none"> Talking about food, drinks and ingredients 	<ul style="list-style-type: none"> Food and drinks Containers 	<ul style="list-style-type: none"> How much / how many Some / any 	<ul style="list-style-type: none"> Listen to and understand a short conversation about a recipe; Ask and answer questions about food items; Read a conversation in a restaurant; Write a short recipe.
<p>10. How Do You Feel?</p> <p>pp. 24 - 31</p>	<ul style="list-style-type: none"> Talking about health problems Giving advice Expressing interdictions 	<ul style="list-style-type: none"> Illnesses: hurt, temperature, stomach ache, sore throat, ill 	<ul style="list-style-type: none"> Should / shouldn't Must / mustn't 	<ul style="list-style-type: none"> Listen to and understand a short conversation about health problems; Talk about symptoms and give advice; Read a short conversation about the rules of the house; Write sentences to give advice and make rules.
<p>11. My Favourite T-shirt</p> <p>pp. 32 - 41</p>	<ul style="list-style-type: none"> Talking about and describing clothes Talking about jobs 	<ul style="list-style-type: none"> Clothes Jobs 	<ul style="list-style-type: none"> Present Simple vs. Present Continuous Adverbs of frequency: always, usually, sometimes Adverbs of time: today, now, at the moment 	<ul style="list-style-type: none"> Understand a short conversation about the clothes people wear; Talk about clothes people should wear in different places; Read a short conversation describing clothes; Write about daily activities and activities in progress at the moment of speaking.

<i>Units</i>	<i>Topic</i>	<i>Vocabulary</i>	<i>Grammar</i>	At the end of this unit you will be able to...
<i>12. What's the Weather Like?</i> pp. 42 - 49	<ul style="list-style-type: none"> Talking about seasons and weather conditions 	<ul style="list-style-type: none"> Weather forecast: it's warm / cold / sunny / foggy Seasonal activities 	<ul style="list-style-type: none"> Present Simple vs. Present Continuous 	<ul style="list-style-type: none"> Listen to and understand a short conversation about seasons and weather conditions; Talk about seasonal activities; Read a short conversation about activities in progress at the moment of speaking; Write about the favourite season.
<i>13. On the Road</i> pp. 50 - 59	<ul style="list-style-type: none"> Talking about countries and means of transport 	<ul style="list-style-type: none"> Landscape items: field, desert, island Countries and nationalities Means of transport 	<ul style="list-style-type: none"> By + means of transport Making suggestions: let's / what about / why don't we... 	<ul style="list-style-type: none"> Listen to and understand short conversations about countries and means of transport; Talk about places, distances and transport; Read a short conversation about countries and nationalities; Write words and phrases to make suggestions.
<i>14. Summer is Here!</i> pp. 60 - 67	<ul style="list-style-type: none"> Free time activities 	<ul style="list-style-type: none"> Everyday activities TV programmes 	<ul style="list-style-type: none"> Prepositions: in, at, on Adverbs of frequency: often, rarely, never 	<ul style="list-style-type: none"> Listen to and understand short conversations about a person's plans for the weekend; Ask and answer questions about a person's free time activities; Read a short conversation about TV programmes; Write words and phrases to complete an e-mail about weekend routines.
<i>Saint Patrick's Day Happy Easter!</i> pp. 68 - 71	<ul style="list-style-type: none"> Easter and Saint Patrick's Day activities and traditions 	<ul style="list-style-type: none"> Special seasonal items: shamrock, leprechaun, clover, bunny, chocolate, eggs, goodies, lamb Dates 	<ul style="list-style-type: none"> Present Simple for routines 	<ul style="list-style-type: none"> Read about Saint Patrick's Day and Easter traditions; Write an Easter card.
<i>Final Revision</i> pp. 72 - 73				<ul style="list-style-type: none"> Read a short text about people and pets; Write words and phrases to give advice and make rules.
<i>Word List</i> pp. 74 - 76				
<i>Fun Time! A Very Short Play</i> pp. 77 - 80		<ul style="list-style-type: none"> Health problems Give advice Holiday plans and activities 		<ul style="list-style-type: none"> Listen to and read poems; Write a letter to a friend to give advice; Write an e-mail to a friend to talk about holiday plans.

Unit 8 On the Farm Lesson 1

1. Look, listen and read:

It's Saturday. Let's visit my grandparents at the farm.



Great idea! We can see many animals and birds there. We can play with them, too. Let's go!

Good morning!




Good morning, children. Welcome to our farm! Look! There are sheep, cows, horses, goats and pigs. There are also chickens, ducks and geese in the yard.



Wow! Look at all these animals! Christie, what's your favourite farm animal?

I like cows and goats, but my favourite animals are sheep!



Can we go to the zoo, too?

Yes, we can. We can see wild animals there: bears, tigers, turtles, kangaroos, lions, monkeys, foxes and elephants.


2. Choose the right answer:




- a. The children are...
- b. Christie's favourite animals are...
- c. At the zoo, we can see...

- | | |
|-----------------|-----------------|
| 1. at the zoo | 2. at the farm |
| 1. sheep | 2. cows |
| 1. farm animals | 2. wild animals |


3. Look, listen and repeat:




cow



sheep



goat



pig



duck



chicken



goose

4. Read the text in exercise 1 again and correct the sentences:



- a. We can see trees and cars on the farm. _____
- b. Jenny's favourite animals are sheep. _____
- c. At the zoo we can see farm animals. _____

5. Listen and talk with your friend. Use the words in exercise 3.



What is your favourite farm animal?

My favourite farm animal is the cow.



6. Put the words in the correct box:

lion ~~sheep~~ bear goose dog
cow cat pig fox rabbit tiger parrot
duck goat monkey fish kangaroo
chicken elephant

farm animals

sheep

wild animals

Lesson 2

1. Look, listen and repeat:



one child
two children



one man
two men



one woman
two women




one foot
two feet




one tooth
two teeth



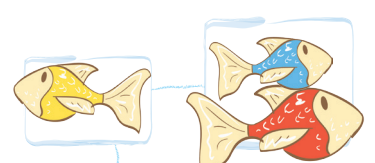
one mouse
two mice



one goose
two geese



one sheep
two sheep



one fish
two fish

2. Circle the right answer:



a. The *child* / *children* are playing in the park.

b. There are many *goose* / *geese* on the farm.

c. This *man* / *men* is my father.

d. Look at that *woman* / *women*! She is beautiful!

e. Do you brush your *tooth* / *teeth* in the morning?

f. Look at your *foot* / *feet*, they are dirty!

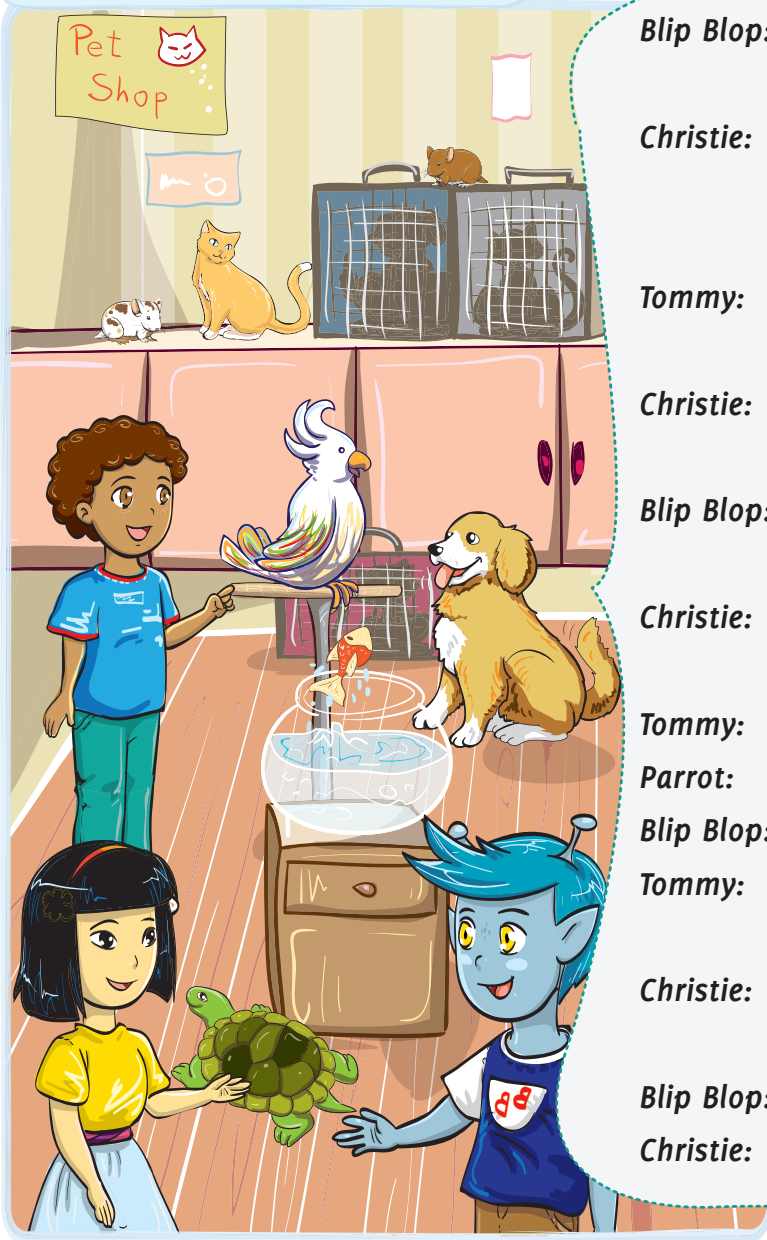
3. Look at the picture and complete the sentences. Follow the example:



- The *mice* are under the box.
- The _____ are swimming.
- The _____ are looking at the fish.
- The _____ are feeding the ducks.
- The _____ are eating grass.

Lesson 3

1. Look, listen and read:



- Blip Blop:** It's Jenny's birthday next week. Let's buy her a beautiful present!
- Christie:** Great idea! I think Jenny likes pets. What little animal can we buy for her?
- Tommy:** Look at the hamster, it's very cute and it can run very fast!
- Christie:** Hmmm... it can run but it can't swim.
- Blip Blop:** What about this little gold fish? Look, it can jump!
- Christie:** The little fish can jump, but it can't play with Jenny.
- Tommy:** Wow! This parrot can talk.
- Parrot:** Wow! Can talk, can talk!
- Blip Blop:** Yes, it can talk and it can fly, too.
- Tommy:** Hey, everybody, look at this puppy!
- Christie:** Oh, it's so sweet! It can run and it can play!
- Blip Blop:** Yes, a puppy can do many things!
- Christie:** It's a great idea, let's buy it!

2. Read again and answer YES or NO:




- The children want to buy a present for Jenny.
- Blip Blop wants to buy a cat.
- The puppy can run and it can play.

YES / NO

YES / NO

YES / NO



3. Look, listen and repeat:



I **can** read.

I **cannot / can't** read.

Can I read?

You **can** read.

You **cannot / can't** read.

Can you read?

He / She / It **can** read.

He / She / It **cannot / can't** read.

Can he / she / it read?

We **can** read.

We **cannot / can't** read.

Can we read?

You **can** read.

You **cannot / can't** read.

Can you read?

They **can** read.

They **cannot / can't** read.

Can they read?



Can you ride a bike?

Yes, I can.

No, I can't.



4. Read and match:



- | | |
|---------------------------------------|---|
| a. What can a tiger do? | 1. Yes, she can, she makes delicious cakes. |
| b. What can Tommy do? | 2. No, he can't, but he can walk a lot. |
| c. Can Jenny and Christie drive cars? | 3. It can catch animals in the jungle. |
| d. Can your mother cook? | 4. No, they can't, but they can ride their bikes. |
| e. Can your grandpa run fast? | 5. He can play football. |

5. Listen and tick the things you can do. Talk with your friends



and tick the things they can do. Put a cross for what they can't do.



Can you sing?

Yes, I can. What about you? Can you swim?

No, but I can dance.



	you	friend 1	friend 2	friend 3	friend 4	friend 5
Run fast						
Ride a bike						
Climb a tree						
Drive a car						
Dance						
Swim in the sea	✓					
Sing	✗	✓				

6. Put the words in the right order:



a. a / Blip Blop / picture / Can / paint?
Can Blip Blop paint a picture?

b. a / father / drive / can / car / My.

c. trees / can / but / they / Cats / climb /
 can't / swim.

d. your / Can / sister / little / dance?

e. snowman / can't / The / make /
 a /summer / children / in.

f. My / talk / and / parrot / can / fly.

7. Listen, then ask and answer, like this:



play football

Can I play football?

No, you can't. It's raining outside.



a. buy a pet for Jenny

_____?

_____ It's a great idea!

b. eat all the cookies

_____?

_____ There are too many.

c. go to the park


_____?

_____ It's sunny today.

8. Do the puzzle. Circle the hidden word:



- You can walk in the park with this little pet.
- This small mouse can eat a lot of vegetables.
- This long-eared pet can run and jump.
- You can ride this beautiful animal.
- This funny animal can climb trees in the jungle.
- This fluffy pet can catch mice.



Revision

1. These animals have got special powers.



Look at the picture and write down what they can do:



~~read~~ swim
carry cheese talk
write


- a. The goat _____ can read _____.
- b. The sheep _____.
- c. The parrot _____.
- d. The mice _____.
- e. The rabbit _____.

2. Read, and guess Anna's favourite animals:



Hello!

My name is Anna. The animals I like are small, with little eyes and round ears. They have got small bodies, four legs and long tails. They usually eat cheese, seeds and sometimes books! They can run, but they can't fly. What are my favourite animals?



- a. sheep b. goats c. mice

3. Let's have fun! Look, listen and repeat:



Pets Are Cute




I like dolphins – they can swim,
Rabbits jump like in a gym,
I like parrots – they can talk,
Hamsters can run fast and walk,

Funny monkeys can climb trees,
Cats can drink milk and eat cheese,
All pets are cute and I can say
That I can play with them all day!



Project



1. Complete the sentences with the words below:



Help! My lovely pet is lost!

Hello! My name is Mandy and I am ten years old. This is my little _____, Muffin. He is small and _____, with a pink _____ and blue eyes. He is white with a long _____. Muffin can run very fast and he can _____ the trees in my garden. He can catch _____, too, but he can't _____. Now my little cat is lost. He can't find his way back to my house. Can you help me find him?

tail pet mice nose talk climb fluffy

2. Draw your pet or your favourite animal. Write about it.



My name is _____.
My favourite animal is _____.
_____ is _____.
It has got _____. It usually eats _____.
It can _____ and _____, but it can't _____.

3. Tongue twister!



Unit 9 What's Your Favourite Food? Lesson 1

1. Look, listen and read:

Mum, can you make an apple pie for me, please? It's my favourite dessert!

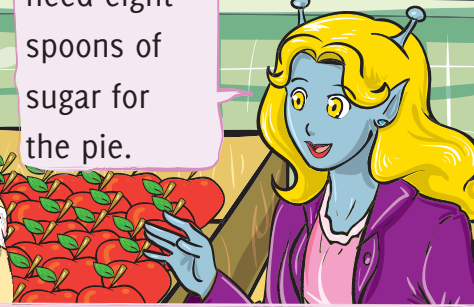


Of course, but there aren't any apples in the basket and there aren't many eggs in the fridge. Let's go and buy some!


How much sugar do we need? Can we take this big bag?



No, that's too much. I only need eight spoons of sugar for the pie.



How many apples do we need?



Not many, only ten. I also need sugar and flour. Can you give me a bag of sugar and a bag of flour, please?



Blip Blop, your favourite dessert is ready! Do you want a slice of apple pie?

Yes, please. It's delicious! Thank you, Mum!



2. Read again and answer YES or NO:



a. Blip Blop's favourite dessert is apple pie.

YES / NO

b. Blip Blop's mother needs ten spoons of sugar for the pie.

YES / NO

3. Look, listen and repeat:



slice



flour



sugar



spoon



sweets



dessert

4. Complete the sentences with the words in exercise 3:



- How many spoons of _____ do you want in your cup of tea?
- My favourite _____ is chocolate cake.
- Tommy wants to eat a _____ of pizza.
- My grandma needs some _____ to make a cake.
- You eat soup with a _____.
- _____ can be bad for your teeth.

5. Look, listen and repeat:




olive oil




pineapple



honey



doughnuts




cucumbers



tea









strawberries



green peppers

6. Read and complete the sentences:



- In the morning, we often drink _____ . We always put _____  in it.
- Our favourite sweets are _____ .
- Fresh salads are delicious. We use _____  and _____  to make them. We always use _____ .
- We eat fruit every day. I love _____  and _____ .

Lesson 2

1. Look, listen and repeat:



How many cookies do you want?

How much sugar do you want?

How many + apples

How much + flour

children

bread

chairs

water

books

meat



A lot of cookies. / **Not many** cookies.

A lot of sugar. / **Not much** sugar.



2. Put the words in the correct box:



girls

chocolate

notebooks

bananas

butter

oil

strawberries

tea

How many?

How much?

3. Fill in: **how much** **how many** **not much** **not many** **a lot**



Jenny: Look, this is my grandma's cookbook.
Let's make some doughnuts!

Christie: Great idea! _____ eggs
do we need?

Jenny: _____. Only three. But we
need _____ of flour!

Christie: Here's a bag of sugar.
_____ sugar do you need?

Jenny: _____. Ten spoons. And
we need some milk, too.
Doughnuts are my favourite!



Lesson 3



1. Look, listen and read:



- Tommy:** I'm hungry and I'm tired. Where can we have lunch?
- Blip Blop:** I'm hot and thirsty, too. Let's go to the new restaurant on my street!
- Christie:** Look, there are so many kinds of food!
- Shop assistant:** Hello! Can I help you?
- Blip Blop:** Can I have some pink pancakes and a glass of lemonade, please?
- Shop assistant:** Here you are.
- Jenny:** Everything looks delicious! Can I have a bowl of chicken soup, please?
- Tommy:** And a big slice of pizza for me, please! With tomatoes, mushrooms and some olives, but I don't want any onions on it. Thank you!
- Christie:** Can I have a cup of strawberry tea and a slice of chocolate cake, please? It's my favourite dessert! Everybody likes chocolate cake!

2. Read again and answer YES or NO:



- a. The children go to the new cinema on Blip Blop's street.
- b. Christie wants a cup of strawberry tea.

YES / NO

YES / NO

3. Look, listen and repeat:



I'm hot



I'm tired



a bowl of soup



a cup of tea



a glass of lemonade

4. Look at exercise 3 again and choose the right answer:



- a. You're cold. You should drink _____ 1. soup 2. a cup of tea 3. cold water
- b. I'm hungry. Let's buy _____ 1. a lemonade 2. a coke 3. a bowl of soup
- c. Let's open the window. I'm _____ 1. thirsty 2. happy 3. hot
- d. Can I go to bed now? I'm _____ 1. fat 2. hungry 3. tired

5. Match and write:



- A slice of _____
- A glass of _____
- A carton of _____
- A packet of _____
- A jar of _____

- A cup of _____
- A loaf of _____
- A can of _____
- A bottle of _____
- A bar of _____



6. Look at the pictures in exercise 5 and talk with your friend, like this:



— Hello! Can I help you?

Yes, please. Can I have two bars of chocolate and three bottles of water?

— Here you are.

Thank you!



Lesson 4

Any

1. Look, listen and repeat:



Some

There are **some** apples in the basket.
There is **some** milk on the table.

Are there **any** eggs in the fridge?
Is there **any** butter in the fridge?
There aren't **any** carrots in my soup.
There isn't **any** sugar in my tea.


2. Complete the sentences with:



some any

- a. Please put _____ cheese on the pizza. d. Can you give me _____ bananas, please?
b. Is there _____ lemonade on the table? e. I don't want _____ grapes.
c. I don't need _____ oranges.

3. Match, then talk with your friend, like this:




pepper olives cucumbers
green peppers tomatoes oil
salt cabbage



Are there any olives? Yes, there are some olives.






Is there any oil? No, there isn't any oil. Let's go to the supermarket and buy some.



4. Complete the recipe with the ingredients below:



Grandma's special salad

First, wash the _____ . Cut the vegetables into small pieces and put them in a big _____ . Cut the _____  and put it in the bowl. Put some _____ , then add _____ .

5. What is Blip Blop's mother buying? Write questions and answers.

Follow the example:



 Cucumbers?

Are there any cucumbers in the basket?


Yes, there are some cucumbers in the basket.



Milk?

Is there any milk in the basket?

No, there isn't any milk in the basket.



a. flour?



b. sugar?



c. strawberries?



d. pineapples?



e. bread?



f. cakes?



6. Look at the prices in exercise 5 and talk with your friend, like this:



Can I help you?

The cucumbers are £3 and the sugar is £4.

Yes, please. How much are the cucumbers and the sugar?

Here you are. Thank you!



7. Follow the example and tell your friend how to make a super sandwich:

Let's make a salad!

Great idea! How many tomatoes do we need?

Not many. Just three tomatoes.

How much oil do we need?

Not much. Just two spoons.



Super sandwich
Ingredients:

2 slices of bread

1 tomato

2 slices of cheese

Revision



1. Find the words and complete the sentences:

- Put some _____ in your tea to make it sweet.
- How much is a _____ of chocolate?
- Tommy buys a _____ of bread from the supermarket.
- Here's a _____ of cake for you.
- How many _____ of apple juice do you want to buy?
- How many _____ of flour do you need for the cake?



2. What do your friends want to eat and drink? Ask and write their answers:



How much?
how many?

friend 1 | friend 2 | friend 3

strawberry cake?	Not much		
salad?			
pancakes?			
lemonade?			
coke?			

strawberry cake?



How much strawberry cake do you want?

Not much.



3. Circle the right answer:



We are having a party! We need a lot of drinks: 10 cartons of *ice cream* / *honey* / *orange juice*, 20 cans of *water* / *coke* / *tea* and 20 bottles of *water* / *jam* / *yoghurt*. We need a lot of food, too: 30 packets of *bread* / *biscuits* / *cheese*, 60 slices of *pizza* / *cabbage* / *mushrooms* and 30 slices of *cereals* / *butter* / *strawberry cake* for dessert.

4. Tongue twister!



Peter picks pears, pineapples and peppers, but he prefers pancakes.

Project

1. Jenny is going to the supermarket. Colour in the food and drinks she buys from the supermarket!

red the things beginning with P

yellow the things beginning with S

green the things beginning with C

blue the things beginning with F

orange the things beginning with B

brown the things beginning with E

purple the things beginning with M



2. Now make your own portfolio: What have you got in your fridge? Draw your fridge, choose food and drinks from Jenny's basket, then draw and colour them in. You can add other food items or drinks to make your drawing more interesting. Present your drawing to the class!

Cooking Is Fun!

Helping your parents in the kitchen is fun! You can make simple things like sandwiches, or try interesting recipes from your grandmother's cookbook! You learn about fruit and vegetables, meat and other ingredients. If you watch an adult cooking, you can learn how to make delicious food and, maybe, your favourite dessert.



Cooking can help you improve your maths results! When you cook, you need to count and measure the ingredients, then work out how much time it takes for the food to be ready. You also learn how to cut the ingredients into different shapes and sizes.



Cooking can also help your brain! When you cook, you use all your senses: you smell and taste the food, you look at the ingredients, you prepare everything using your hands. It helps your body, too, because you move and do different activities when you cook: you wash, cut or mix the ingredients.



1. Read and complete:



1. There are many _____ in your grandma's cookbook.
2. Cooking can help your _____.
3. When you cook, you learn how to cut the ingredients into different _____.

2. Draw your favourite food! Tell the class how to make it!

1. Look, listen and read:



2. Read again and choose the correct answer:



- a. Jenny has got
- b. Tommy should

- 1. a toothache
- 1. stay in bed

- 2. a headache
- 2. go to the dentist

5. Match the words to the pictures and write the doctor's advice:



eat fast food


eat too much chocolate

go to the dentist

drink cold water

rest in bed

drink tea



You shouldn't eat fast food.



6. Put the dialogue in order:



a. You should stay in bed.

b. Good morning, Mark. How are you?

c. Thank you very much, Doctor.

d. Good morning, Doctor.

e. I don't feel very well. I have got a terrible headache. What should I do?

f. You shouldn't drink cold water, then. You should drink tea.

g. You're welcome, Mark.

h. I have got a sore throat, too.



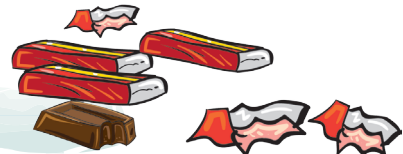
1.	d
2.	_____
3.	_____
4.	_____
5.	_____
6.	_____
7.	_____
8.	_____

7. Talk with your friend as in exercise 6. Use the words below:

stomach ache / eat too much chocolate

cough / take your medicine

toothache / dentist



8. Fun Time! ➡ Go to the end of the book!

Lesson 3



1. Look, listen and read:

Blip Blop's mum:

Well, children, the doctor says you must stay at home today because you are ill. You mustn't watch too much TV because it is bad for your eyes.

Blip Blop:

We want to listen to music.

Blip Blop's mum:

You can do that, but it mustn't be too loud.

Christie:

I want to draw.

Blip Blop's mum:

You can draw, but you must clean the desk when you finish.

Tommy:

I want to play with the dog.

Blip Blop's mum:

I'm sorry, Tommy, but you mustn't bring the dog into the house. Everybody must rest today.

2. Read again and answer YES or NO:




- The children must stay at home.
- Blip Blop mustn't listen to music.
- Christie must clean the desk.
- Tommy must bring the dog into the house.

YES / NO

YES / NO

YES / NO

YES / NO



3. Choose the right answer:



- Blip Blop want / wants to listen to music.
- Christie want / wants to draw.
- Tommy wants / want to play with his dog.
- The children want / wants to have fun.
- I wants / want to visit my friends.

4. Look, listen and repeat:



She must stay in bed.



He must brush his teeth.



You mustn't sleep in the classroom.

5. Look and write *must* / *mustn't*:



a. You mustn't ride your bike in the schoolyard.

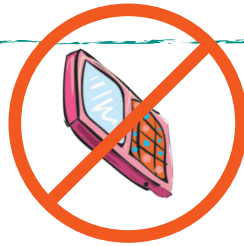


b. You _____ water the plants.



c. You _____ take photos.

d. You _____ eat fruit every day to be healthy.



e. You _____ use your phone at the theatre.



f. You _____ do your homework.

6. There are rules when in town. Circle the mistakes and correct the sentences:

- a. At the zoo, you must feed the animals. _____
- b. At the museum, you can touch the paintings. _____
- c. In the park, you must throw rubbish on the grass. _____
- d. At the theatre, you can talk with your friends during the play. _____
- e. You must run in the classroom. _____

Revision

1. Look at the picture and write sentences. Use *should* / *shouldn't* to give advice and *must* / *mustn't* to make rules:



- put the food on the desk _____
- put the shoes on the bed _____
- water the plants _____
- leave the books on the floor _____
- draw on the walls _____
- turn off the TV _____

2. Make rules for Blip Blop's classmates. Choose the right answer:



- You _____ use the phone. 1. must 2. mustn't 3. should
- You _____ play with the ball in class. 1. must 2. should 3. mustn't
- You _____ listen to the teacher. 1. want 2. must 3. shouldn't
- You _____ do your homework. 1. must 2. mustn't 3. shouldn't

3. Role play. Give advice. Use *should* / *shouldn't* :

Blip Blop at the Doctor's

Student A – You are a doctor on Blip Blopia. Your patient has got a headache and a stomach ache. You must tell him what to do.

Student B – You are Blip Blop. You have got a headache and a stomach ache. You tell the doctor how you feel and ask for advice.



Project

1. Roll the die and play the game. Make sentences with:

should / shouldn't
must / mustn't



15. pick flowers in the park

16. listen to your teacher

17. go to bed late

18. read a story every day

19. You have got a headache. Go back to the start.

20. finish

14. wear clean clothes

11. walk your dog every day

10. feed the animals at the zoo

9. do your homework

8. use the phone at the theatre

12. draw on the wall

13. You have got a toothache. Go back to the start.

7. You are ill. Go back to the start

1. start here

2. drink water

3. sleep in the classroom

4. eat fruit and vegetables

5. drink coffee

6. water the plants








2. Tongue twister!



Shelley should show her shiny shoes in TV shows.

Unit 11 My Favourite T-shirt Lesson 1

1. Look, listen and read:



Hello, girls!
What are you
doing with
all these
clothes?

We're playing
a game! We
want to go to
the seaside
and we need
summer
clothes, caps
and swimsuits.

This is fun! I want to
play this game, too!



I am going to the mountains. It's cold,
so I need a sweater, a shirt, a hat and
a scarf. And a pair of funny gloves!

Look at me! I'm going
to a party! I'm wearing
my pink skirt, my new shoes
and my favourite T-shirt.

I want to play
in the snow.
I'm wearing
a pair of
trousers, a
pair of boots
and a jacket.

Mum, do
you like our
clothes? We
want to go to
the seaside
and to the
mountains!

You are
not going
anywhere!
It's time
for bed.



Ha! How
funny!



2. Read again and answer YES or NO:



- The girls are playing a game.
- Jenny is wearing her favourite T-shirt.
- Tommy is wearing jeans, a pair of boots and a jacket.

YES / NO

YES / NO

YES / NO

3. Look, listen and repeat:



shirt



sweater



swimsuit



scarf



a pair of gloves



a pair of trousers

4. Fill in the blanks with the words in exercise 3:



- Tommy, put this around your neck! _____
- Are you playing in the snow? Put it on your hands! _____
- This top keeps you warm. You wear it when it's cold. _____
- Take this with you. You can swim now. _____
- Wear it to keep your legs warm. _____
- You wear this under your sweater. _____

5. Read the text in exercise 1 again and complete the sentences:



sweater

summer

skirt

T-shirt

- Jenny and Christie are taking _____ clothes with them.
- Tommy needs a _____, a hat and a scarf.
- Christie is wearing her pink _____, her new shoes and her favourite _____.

6. Put the clothes in the correct wardrobe:



dress



skirt



swimsuit



cap



sweater

shirt



trousers

boots



socks



trainers



jeans



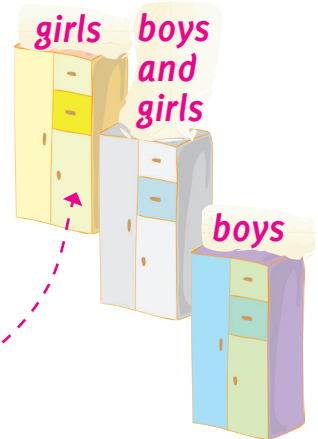
uniform



scarf



blouse



Lesson 2

1. Look, listen and repeat:



I want to go to the mountains. → You need a warm sweater and a pair of trousers.

I'm cold. → Put on your jacket!

I'm hot. → Take off your sweater!



2. Talk with your friend like this. Use the words below:



<p><i>place</i></p> <p>theatre park cinema beach seaside</p>	<p><i>clothes</i></p> <p>pair of trousers shirt black shoes cap sweater T-shirt swimsuit jacket skirt blouse dress</p>
--	--

I want to go to the theatre.





You need a dress and black shoes.

3. Complete the sentences:

too short too long too small take off put on too big want to need

- My friends _____ play a game.
- When I play in the snow I _____ my gloves.
- They want to go to the new basketball club. They _____ new T-shirts.
- You should _____ your cap in the classroom.
- Take off mother's dress. It's _____.
- Those trainers are _____. You can't walk!
- I can't put on that hat. It's _____.
- Those trousers are _____.

4. Look at the pictures and write sentences following the examples:



5. Read and match:



- | | |
|--------------------------------------|-----------------------------------|
| a. Peter wants to go to a party. | 1. They're wearing swimsuits. |
| b. The children are going swimming. | 2. Her old ones are too small. |
| c. George wants to play tennis. | 3. He is wearing his new shirt. |
| d. She needs a new pair of trainers. | 4. He is going to school. |
| e. Rob is putting on his uniform. | 5. He is putting on his trainers. |

6. Order the sentences, then read the dialogue:



- I want to visit my friend Betty this afternoon, Mum.
- She is going to a party and she wants to choose some clothes.
- But, Mum, I want to wear my green blouse, it's my favourite!
- Ok, Mum, but I think I need a new sweater. Can we go shopping this weekend?
- Ok. Please put on a sweater, it's very cold outside!
- Why do you want to visit her?
- Where are you going, Jenny?
- Sorry, no, Jenny. Take off that blouse and put on a sweater instead!



Lesson 3

1. Look, listen and read:

Jenny: I'm going shopping. Blip Blop's party is on Saturday and I need new clothes. Do you want to come with me?

Christie: Let's go! Look, this is my favourite shop. I always find beautiful things here!

Jenny: I like that purple T-shirt. I want to put it on. Oh, no, it's too short!

Christie: You're right. What about those trousers?

Jenny: I like them, but they are too long.

Christie: Look at this pretty blouse! You usually wear this colour.

Jenny: It's beautiful, but it's too big for me. Oh dear, I can't find anything!

Christie: Jenny, look, what about this dress with red flowers? Put it on!

Jenny: Wow! It's perfect! Thank you!



2. Read again and answer YES or NO:



a. Jenny doesn't want to put on the purple T-shirt.

YES / NO

b. The blouse is too big for Jenny.

YES / NO

3. Look again at exercise 1 and choose the right answer:



a. I'm going _____.

1. skiing 2. skating 3. shopping

b. I _____ find beautiful things here.

1. never 2. always 3. today

c. What about _____ trousers?

1. that 2. this 3. those

d. Put on _____ dress with red flowers.

1. these 2. this 3. them

4. Fill in the numbers following the example:



1



postman



2


ballerina



3

firefighter

4



singer



5

mechanic



6

pilot

- 4 She is wearing a pink dress. She has got beautiful white shoes. She is singing.
- She is wearing a pink dress and white shoes. She is dancing.
- He is helping a cat. He is wearing a blue uniform and black shoes.
- He is delivering a letter. He is wearing a blue uniform. He's also got a blue cap.
- He is wearing a grey cap. He is flying a plane.
- He is wearing grey clothes. He's got a green cap. He is repairing a car.

5. Look at the pictures in exercise 4, then talk with your friend, like this:



What are you wearing? I'm wearing a pink dress.
 What are you doing now? I'm dancing.
 Are you a ballerina? Yes, I am.



6. Complete the sentences, then write the names on the tags:



doctor

ballerina

police officer

firefighter

- a. Who is wearing a blue skirt? Sally is.

She's a police officer
- b. Who is wearing boots and a yellow jacket?
 Ben is. _____
- c. Who is wearing a white skirt? Anna is.

- d. Who's wearing a white coat? Kelly is.



Lesson 4

1. Look, listen and repeat:



ALWAYS

TODAY

USUALLY

but

NOW

SOMETIMES

AT THE MOMENT

I **always wear** a uniform at school.

Today I am wearing a T-shirt and shorts.

He **usually drinks** coffee in the morning.

He **is drinking** tea **now**.

We **sometimes play** chess in the evening.

We **are playing** tennis **at the moment**.

2. Choose the right answer:



a. He always **goes** / *is going* to school by bike.

c. Blip Blop *listens* / *is listening* to music now.

b. The girls *look* / *are looking* at clothes at the moment.

d. What *does Jenny do* / *is Jenny doing* on Sundays?

3. Read and match:



a. What does your aunt do on Fridays?

1. My new blouse. Do you like it?

b. What is Christie doing now?

2. They usually play tennis on Sundays.

c. When do they play tennis?

3. She usually goes shopping.

d. What are you wearing today?

4. She's looking at a pretty dress.

4. Look, listen and talk, like this:



usually / today / work
fight fires | in the garden



usually / now /
dance | cook



deliver | at the
letters / moment / play
every day | basketball



John is a firefighter. He usually fights fires. Today, he is working in the garden.

Revision



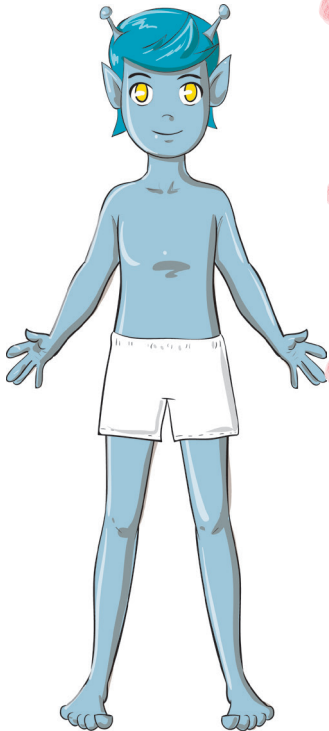
1. Read and complete the e-mail.

Hi, Jason, how are you?

I am fine. Today it's cold and snowy. I usually _____ (go) to school at 7:30 every day, but today I _____ (stay) at home. I usually _____ (do) my homework in the afternoon, but today I _____ (play) computer games. My brother usually _____ (go) to the park, but today he _____ (watch) cartoons. What are you doing today?

David

2. Choose the right answer. Then, draw:



- Blip Blop is at the Halloween party and he is wearing funny clothes.
- He has got a green *trousers / T-shirt / trainers* with a funny rabbit on it.
- His blue *shirt / jacket / trousers* are too big and the yellow *cap / skirts / socks* is too small.
- On his feet he has got purple *gloves / boots / jeans* and on his hands he's wearing big white *socks / boots / gloves*.

3. Listen and repeat the poem:



"I want to go outside and play,
I'm wearing my new dress today!"
"Jenny, please, come back inside!
Put on your hat, it's cold outside!
Your dress is pretty, but I say
It is too short for this cold day."



4. Tongue twister!



Tara takes off her trousers and trainers and puts on her pretty purple dress.

Project

1. Jenny is going to the seaside and Christie is going skiing in the mountains. Put the clothes in the right place:



2. Now make your own portfolio: Draw your favourite clothes for a hot day, then, for a cold day. Present them to the class!

Around the World

Traditional Costumes

Every country in the world has a traditional costume. People wear these costumes every day or for special celebrations. In Mexico it is very hot and the traditional clothes help people stay cool. Men wear big hats and large cotton clothes. Women and little girls wear long colourful dresses, and flowers in their hair.



The kimono is the traditional costume in Japan. Men's kimonos are usually black, but women's kimonos have beautiful colours. Japanese women choose different colours for special moments during the year. They paint flowers, leaves or birds on their costumes and sometimes the drawings tell a story.

The Indian traditional costume is very colourful. Men prefer long elegant shirts and sometimes wear a special hat (turban). Women are very beautiful in their long dresses (sari). They decorate these dresses with beads or small mirrors. Women wear rings, bracelets, earrings and sometimes nose rings.



1. Read and choose the country!



1. Women sometimes wear rings in their noses. _____
2. The traditional costume for women has a model of flowers or leaves. _____
3. Men wear big hats and large cotton clothes. _____

2. Draw the traditional costume in your country. Tell the class!

Unit 12 What's the Weather Like? Lesson 1

  1. Look, listen and read:

Is it always sunny on your planet?

No, it isn't. There are 4 seasons and 12 months on my planet, too.

What's your favourite season?

It's summer. I like sunny weather because I can go to the seaside with my family and swim. I also climb mountains in August.

1. What's the weather like in autumn?

It's rainy and windy. My grandpa usually sweeps the leaves in the garden in October.

2. How is winter on your planet? What do you do then?

In December it usually snows. I make snowmen and play with snowballs. In spring, I plant flowers in my grandpa's garden.



2. Read again and answer YES or NO:



- | | |
|---|----------|
| a. There are four seasons on Blip Blopia. | YES / NO |
| b. Blip Blop goes skiing in summer. | YES / NO |
| c. In spring, Blip Blop plants flowers in the garden. | YES / NO |

3. Look, listen and repeat:



sweep
the leaves



play with
snowballs



make a
snowman



climb
mountains




plant
flowers

4. Look at exercise 3 again and complete the sentences:



- In spring, Blip Blop _____ in his grandpa's garden.
- In summer, Blip Blop swims and _____.
- In autumn, Blip Blop usually _____.
- In winter, Blip Blop _____ and _____.


5. Find the 12 months of the year and write them in the right order:













- _____
- _____
- _____
- _____
- _____
- _____
- _____
- _____
- _____
- _____
- _____
- _____

Lesson 2

1. Look, listen and repeat:



 It's very cold.
  It's cold.
  It's warm.
  It's hot.
  It's very hot.
  sunny days

 It's snowing.
  It's raining.
  It's foggy.
  It's stormy.

2. You are preparing to visit Blip Blopia. Look at the picture and fill in with the words in exercise 1. Then talk with your friend, like this:



Snow Country _____

Waterland _____

Spring Country _____



Desert Country _____

Blip Blop, what's the weather like in Snow Country?

It's snowing and it's very cold. You should wear a warm sweater, a pair of trousers and warm boots. You should wear a hat, too.



3. Complete the sentences with the words below:



seaside ice flowers trees leaves sun
white windy vegetables school birds



It is _____
and rainy. The

fall from the trees.

starts again.

There are _____
everywhere. They
smell beautiful. The
_____ are singing.
We plant _____ in
the garden.

Everything is _____.
It snows a lot and
there is _____
on the roads. We
can go skiing and
skating.

The _____ is shining
and it is very hot.
There are a lot of
fruit and _____ in
the garden. We go on
holiday to the _____.

4. Choose the right answer:



- | | |
|------------------------------------|---|
| a. Is it raining? | 1. Yes, it does. 2. Yes, it is. 3. No, it doesn't. |
| b. Why is everybody wet? | 1. It's windy. 2. It's raining. 3. It's sunny. |
| c. It is very hot today. | 1. Yes, it's rainy. 2. Yes, it's snowy. 3. Yes, it's sunny. |
| d. Do you plant flowers in spring? | 1. Yes, I does. 2. Yes, I do. 3. Yes, I am. |

5. Draw your favourite season and write about it:



My favourite season is _____. The weather
is usually _____ and _____.

Sometimes it _____. In _____

I usually _____ and _____.

I love _____!



Lesson 3

1. Look, listen and read:



Christie: What are you doing here, Blip Blop?

Blip Blop: I'm planting some flowers. I usually plant flowers and trees in spring.

Christie: And how do you do that?

Blip Blop: I put the seeds in the ground and I water them.

Christie: I want to plant flowers, too.

Tommy: Listen to those birds in the tree! They are singing!

Blip Blop: Yes, birds sing a lot in this season.

Jenny: And those two are building a nest.

Blip Blop: Yes, they build nests, too.

Jenny: I like spring on Blip Blopia!

2. Read again and choose the correct answer:



a. Blip Blop is planting...

1. grass 2. flowers

b. He puts the seeds in the ground and then he...

1. waters them 2. picks them

c. The birds in the tree...

1. are sleeping 2. are singing

3. Write sentences as in the example:



a. Blip Blop / plant flowers / now
 Blip Blop
 is planting flowers now.

Blip Blop / plant flowers / in spring
 Blip Blop
 plants flowers in spring.




b. Christie / cook / now



Christie / cook / every Saturday



c. Tommy / ride his bike / now



Tommy / ride his bike / at the weekend



4. Circle the right answer:



It's a warm, sunny day today. Blip Blop and his friends, Tommy, Christie and Jenny, *want / wants* to go to the park and relax. It's 11:15 now: they *are riding / rides* their bikes. They *are / is* thirsty. They *stops / stop* and *are drinking / drink* some water. A bush *are moving / is moving* next to them. "What *is / are* that?" *asks / ask* Blip Blop. "Let's see," *say / says* Jenny. What *a / an* big surprise! They're / It's Plutonium, Blip Blop's dog! He *runs / run* and *follow / follows* them everywhere.




Revision

1. Look at the picture and complete the sentences:




Look at the garden! The sun is shining
(shine) today. The birds _____ (build) a
nest in the tree now. They usually _____
(build) nests in spring. The cat _____
(sleep) under the tree now. It usually _____
(sleep) in the house. The dog _____
(play) with the toy now. It usually _____
(play) with a ball. It is a beautiful, warm day!

2. Order the sentences, then read the dialogue:



- Hi, Christie! I'm fine, thank you. What's the weather like on Blip Blopia?
- I am glad you like it there. How are your friends?
- Thank you, Dad. Goodbye!
- Enjoy the rest of the holiday.
- The weather is sunny. It is spring.
- They are having a wonderful time.
- Hello, Dad. How are you?



3. Ask your friend questions about the weather, like this:



- What season is it? What's the weather usually like in this season?
- What month is it?
- What's the weather like today?

4. Tongue twister!



Whatever the weather, we work and we travel.

Project

Look at the table. Match and talk with your friend, like this:











Which are the summer months? The summer months are June, July and August.

What do we celebrate in summer? In June, we celebrate Midsummer Festival.

What is the weather like in summer? In summer, it's hot, sunny and sometimes rainy.

What can you do in summer? In summer, you can surf, dive and swim in the sea.

What do you wear in summer? In summer, you wear T-shirts, dresses and sandals.

Winter	March April May	 Easter	warm sunny sometimes rainy	pick fruit go back to school	jacket trousers shoes we need umbrellas
Spring	December January February	 Christmas	rainy windy cold sometimes warm	plant flowers put seeds in the ground	 blouse dress shoes jeans
Summer	September October November	 Halloween	very cold snowy windy sometimes sunny	decorate the Christmas tree ride a sleigh	 T-shirts dresses sandals
Autumn	 June July August	Midsummer Festival in June	hot sunny sometimes rainy	surf dive swim in the sea 	warm sweaters boots warm caps 

Unit 13 On the Road

Lesson 1

1. Look, listen and read:

Blip Blop, is that a map of your country?

Yes, it is. Our countries are like the ones on Earth.

Blip Blop, your country is wonderful! There are mountains, rivers and green fields. There's a sea with beautiful islands and a small desert, too! How do you get to these places?

When it's hot, we usually go to the seaside by plane. When it's cold, we go to the mountains by train.

Visiting new planets is fantastic! How do you get to other planets?

The park is not very far. Hey, everybody, let's go there now! We can go by bike.

You can go by rocket or spaceship, because they are very far away.

You can go by bike. We want to walk to the park. It's close, we can go there on foot. See you later!

3.

4.

2. Read again and answer YES or NO:



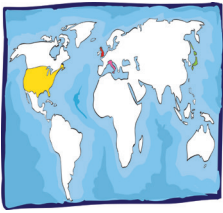
- The countries on Earth are like the ones on Blip Blopia.
- You can go to other planets by rocket.
- The girls want to go to the park by bike.

YES / NO

YES / NO

YES / NO

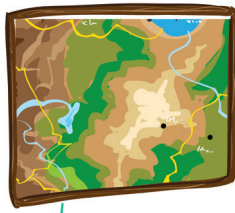
3. Look, listen and repeat:



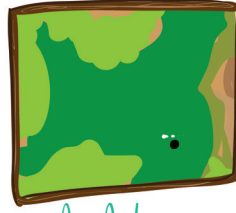
map



country



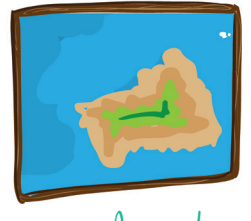
desert



field



travel



island

4. Use the words in exercise 3 to fill in the blanks:



- a. You often do this when you go on holiday. _____
- b. You need it for the Geography lessons. _____
- c. Not many animals and plants live here because it's very hot. _____
- d. A place ruled by a king, a queen or a president. _____
- e. People grow flowers and vegetables here. _____
- f. You can get there by boat. _____

5. Read the text in exercise 1 again and match:



- a. Christie is looking at a map of
 - b. You can get to the mountains
 - c. The boys want to go to the park
 - d. Christie and Jenny want to go to the park
- 1. on foot.
 - 2. Blip Blop's country.
 - 3. by train.
 - 4. by bike.



6. Look at exercise 1 and correct the mistakes:



- a. Blip Blop, is that a poster of your country?

- b. There's a sea with beautiful fish. _____
- c. The park is not very far. You can travel by bike.

- d. You can go to other countries by rocket or by spaceship.

Lesson 2

1. Look, listen and repeat:



We go to the mountains *by train*.


We go to China *by plane*.

We go to the museum *by bus*.

We can go to the cinema *by tube*.

but

We go to school
ON foot.



2. Match the words to the pictures:



submarine bicycle yacht helicopter rocket ambulance
ferry spaceship tube fire engine ship boat tram



3. Do the crossword:




across

1. An ... takes you to hospital when you're sick.
2. The ... runs underground.
3. We can go to the island by ...
4. At the airport we wait for the ...

down

5. When you want to study ocean creatures you use a ...
6. Bill works as a firefighter. He drives a ...
7. Sailors sail a ...



4. Fill in: **by tram** **by bus** **by tube** **by car** **on foot**




Tommy: Let's go to the cinema today.

Blip Blop: Great idea! How can we get there?

Tommy: We can go _____ . Number 23 stops in front of the cinema.


Blip Blop: No, it doesn't. It stops near the museum this week, because they are fixing the road.

Tommy: You are right. Can we go there _____ ?

Blip Blop: Hmm... the tram is not very close to our school.

Tommy: I see, the tram is not a good idea. What about taking the tube?

Blip Blop: I know it's fast, but I don't like travelling _____ .

Tommy: What can we do, then? We can't go _____ . It's too far!

Blip Blop: We can go _____ ! My father can drive us to the cinema.

Tommy: OK. Let's meet here at 3 o'clock!

5. Put the sentences in order, then read the dialogue:



- I go by bus and sometimes by tram.
- How do you usually go to school?
- Can you get there by bus?
- Yes, when I'm late I take the bus. What about you?
- My school is not very far from my house so I usually go there on foot.



6. Listen and talk with your friend, like this:



How do you get to school?

It's close to my house.

I usually go on foot.

Can you get there by tram?

Yes, I can. It stops near the school.

Or:

No, I can't. The tram doesn't stop near the school.

Place

school cinema park
your best friend's house

Distance

It's close to my house.

It's far from my house.

Transport

tram bus tube on foot

Lesson 3

1. Look, listen and read:



Christie: Let's play a new game!
I want to visit a country
on Earth!

Jenny: This is fun! What
country do you want to
visit, Christie?

Christie: I want to go to Italy. I
love Italian pizza! What
about you, Tommy?

Tommy: I want to go to the USA.
I like American films!

Christie: France is an interesting
country, too. French
clothes are very
beautiful.

Jenny: I think Japan is more
interesting. Japanese
cartoons are my
favourite!

Tommy: I like Greek music and
dances. Greece is a
beautiful country. What
about you, Blip Blop?
What country do you
want to visit?

Blip Blop: I want to visit England.
I love English tea!

2. Read again and choose the right answer:



- | | | |
|---------------------------------------|-------------------|----------------|
| a. Christie wants to visit another... | 1. city | 2. country |
| b. Christie likes... | 1. French clothes | 2. French food |
| c. Blip Blop likes... | 1. England tea | 2. English tea |

3. Look and match:



Greece Ireland Romania
Spain England France Japan
USA Italy Scotland Russia

Scottish Japanese French Irish
Italian Romanian Greek English
Spanish American Russian

4. Complete the sentences using the words in exercise 3:



- Pierre is from France. He is _____.
- Sakura wears traditional _____ clothes because she is from Japan.
- Sean lives in Ireland and he likes watching _____ dances.
- Consuelo comes from Spain and she knows many _____ songs.

5. Read, write and match:



- She loves traditional food. She visits the Pyramids at Chichen Itza every spring because she thinks they are special places. She comes from Mexico.
She is Mexican.
- He visits Bran Castle every autumn because he likes vampire stories.
_____.
- They do karate and eat sushi. They wear traditional kimonos. They love their bonsai gardens. _____.
- We love traditional tortilla, with potatoes, eggs and olive oil. In summer, we go to the seaside on Ibiza Island. _____.
- He often visits the mountains with their beautiful lakes and old castles.
_____.



- Japan
- Spain
- Romania
- Scotland



Lesson 4

1. Look, listen and repeat:



Let's go to the swimming pool!

What about going to the park this afternoon?

Why don't we take the bus to school today?

2. Listen and talk with your friend about your holiday plans:



What about - Turkey - plane - eat Turkish sweets

Why don't we - Scotland - ferry - see traditional Scottish costumes

What about visiting Turkey this year?

Great idea! How can we get there?

We can get there by plane.

Why do you want to go there?

I want to eat some Turkish sweets.

Let's - Greece - ship - learn Greek dances

What about - France - car - eat French food



3. Look, match, then fill in:



I'm hungry



I'm happy



I'm sad



I'm tired



I'm ill



I'm hot

a. I'm happy. Why don't we celebrate this moment?

Or: Let's celebrate this moment!

b. I'm tired. _____

c. I'm sad. _____

d. I'm hungry. _____

e. I'm ill. _____

f. I'm hot. _____

take the bus

relax and drink hot tea

watch a comedy film

celebrate

eat some cereals

open the windows

Revision

1. Choose the right answers:

Dear Iris,

I have great news! I am on Blip Blop's _____! a. house b. planet c. spaceship

There are mountains, rivers and _____ here. a. toys b. fields c. cars

Why don't you _____ here in summer? a. coming b. to come c. come

You can get here _____ plane a. on b. by c. with

or if you want, Blip Blop can take you in

his _____. We can have a great time here! a. train b. boat c. spaceship


Love,

Christie

2. Find and circle 6 words:



- At weekends he sails his...
- He is a pilot, he can fly a plane or a...
- The... is faster than the bus.
- Look at the time! It's so late, let's take a...!
- The store is close, we can get there on...
- Blip Blop goes to other planets by...



3. Listen and repeat the poem: *Let's See the World!*



Let's go and see the world today

I want to fly by plane, hurray!

Let's try some food from Italy

Then we can drink some English tea.

Let's learn an Irish song, we can!

Then climb Mount Fuji in Japan!

By plane, by boat, by train, by car,




No country in the world's too far!

4. Tongue twister!

Thomas travels to Turkey by train, Suzie sails to Spain by ship.

Project

1. Write the activities you can do in spring, summer, autumn or winter. Then, colour in the pictures!



2. Talk with your friend, like this!



What do you usually do in spring?

I pick flowers for Mother's Day. What about you?

I take lots of pictures of trees in bloom.



3. Now make your own portfolio! Do you like visiting interesting places? Bring pictures of you visiting the most interesting places. Tell the class!

Save Planet Earth!

Every day we hurt Planet Earth without even realising it. That is why the European Commission holds in Brussels the biggest annual conference on protecting nature: Green Week. They tell us that nature is vital for healthy living, so here are a few rules for you to go green, too!



When you go camping, take care to keep the camp site clean and tidy. Empty bags, cans or bottles can be dangerous for nature and animals. Many wild animals die because people who go camping don't collect their rubbish. Think about it: what do you want to see when you go camping? Trees and flowers or old rubbish? Be kind to nature!



You can help the planet by saving energy. Turn off the lights and the TV when you leave the room. Turn off your computer at night. You can also help the planet if you recycle old batteries or give the clothes and toys you don't need anymore to children who need them. Plant trees and flowers, walk or ride your bike instead of driving, keep the atmosphere clean. Be Planet Earth's friend!

1. Unscramble the words, then fill in:



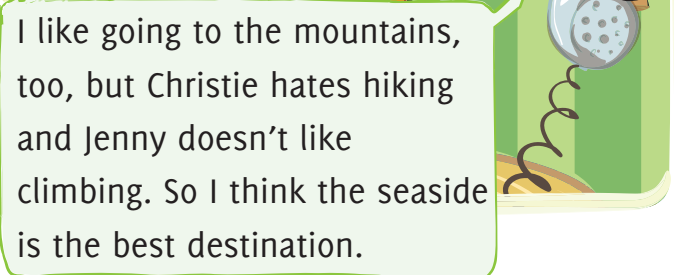
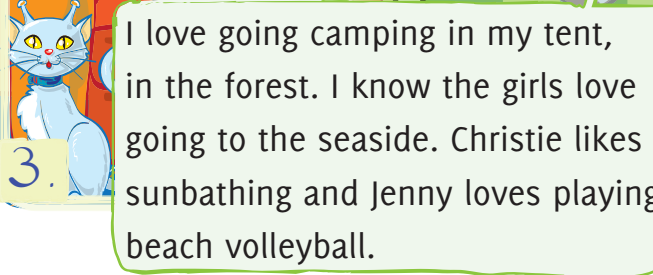
1. You can _____ batteries. YCERCLE
2. Many animals die because people don't collect their _____. HSIBURB
3. If you turn off the lights, you save _____.GNEREY

2. Make a poster to tell people how to save the planet.

Show it to the class!

Unit 14 Summer Is Here! Lesson 1

1. Look, listen and read:



2. Read again and answer YES or NO:



a. Blip Blop's father is looking for summer destinations.

YES / NO

b. Blip Blop hates hiking.

YES / NO

3. Look, listen and repeat:



hiking



tent

climbing



sunbathing



go camping

4. Read the text in exercise 1 again and circle the right answers:



- a. When Blip Blop goes to the mountains, he loves 1. diving 2. hiking 3. sunbathing
- b. At the seaside, Christie likes 1. climbing 2. sunbathing 3. diving
- c. In summer, Tommy likes 1. surfing 2. hiking 3. going camping
- d. At the beach, Jenny loves playing 1. football 2. volleyball 3. tennis

5. Do the crossword:




Across

- The sport of going up a mountain
- Walking in the country for pleasure or sport
- Staying in a tent on holidays

Down

- The sport of catching fish
- Lying in the sun



Lesson 2

1. Listen and repeat:



I hate **hiking**.

I don't like **sunbathing**.

I like **listening to music**.

I love **climbing the mountains**.

2. Complete the sentences. Follow the example.



a. I like watching (watch) films in the evening.

b. Our grandmother loves _____ (tell) stories.

c. My brother doesn't like _____ (read) magazines.

d. His sister hates _____ (play) football.



3. Look at the pictures and complete the sentences with the words below:



love

hate

doesn't like

like

+
read


+
do homework

+
dance

+
riding a bike



a. Christie loves reading.



b. Tommy _____.



c. Blip Blop _____.



d. Jenny _____.

4. Complete the table. Tell your friend what you like, love, don't like, hate:



	like		love		don't like		hate	
	i	my friend	i	my friend	i	my friend	i	my friend
listen to music	✓							
read books								
play football								
get up early								
tidy your room								



Do you like listening to music?

I like listening to music.

Or:

I don't like listening to music.



5. Choose the right answer:



- | | | | |
|---|---------------|------------|-----------|
| a. Jim loves _____ chocolate cake. | 1. eat | 2. to eat | 3. eating |
| b. Mrs Blop _____ cooking delicious food. | 1. don't like | 2. likes | 3. hate |
| c. Laura _____ washing the dishes. | 1. love | 2. hates | 3. like |
| d. Laura doesn't like _____ her room. | 1. tidies | 2. tidying | 3. tidy |

6. Look at the pictures. Write sentences using:



like don't like love hate



a. I like climbing.



b. _____



c. _____



d. _____

Lesson 3



1. Look, listen and read:

Blip Blop: I'm very happy that you like my planet, dear friends.

Tommy: Yes! It looks just like our planet. There are hills, mountains, oceans, lakes, and seas with large bays.

Christie: The mountains on Blip Blopia are higher and the waters are deeper. Even the waves are bigger.

Jenny: There are also jungles with many wild animals.

Tommy: Blip Blopia is a beautiful planet.

Blip Blop: Earth is a beautiful planet, too. Take care of it!



2. Read again and answer YES or NO:



a. Blip Blopia looks like Earth.

YES / NO

b. The mountains on Earth are higher than the mountains on Blip Blopia.

YES / NO

c. There are jungles with wild animals on Blip Blopia.

YES / NO

3. Look, listen and repeat:



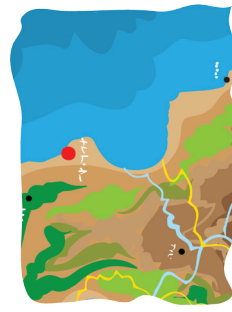
hill



lake



jungle



bay





deep

4. Read and complete the letter:




Dear Mum,

Our trip to Blip Blopia is over. We are coming home. This planet  is

fantastic! There are high  _____

and very deep  _____.

Here you can also find green  _____ with many wild animals.

There are big oceans with large  _____.

It is very hot and it rarely rains. I am so happy to be here, but I also miss you very much.

See you soon!

Jenny



5. Look at exercise 4 and write a letter to Blip Blop. Tell him about Planet Earth. Talk about the mountains, the seas, the jungles and the bays.

6. Fun Time! Go to the end of the book!

Revision

1. Complete the sentences, then read the conversation:



Tommy: Hello, girls. What are you doing?
Jenny: We are doing a puzzle. Do you want to help?
Tommy: No, thanks. I **don't like doing** _____ (not like / do) puzzles.
Christie: I _____ (love / do) puzzles! It's so much fun!
Jenny: What do you like doing in your free time, then?
Tommy: I _____ (like / play) chess.
Jenny: It sounds good.
Christie: I _____ (hate / play) chess!
Tommy: I _____ (love / listen) to music, too.
Christie: Me too! I also _____ (love / dance)!
Tommy: I _____ (like / dance), too.

2. Read the text in exercise 1 again. Complete the table, then talk with your friend, like this:



	Do puzzles	Play cards	Listen to music	Dance
Tommy	✗			
Jenny				
Christie	✓			
You				

Tommy doesn't like doing puzzles.



Christie loves doing puzzles.



3. Look at the pictures and find 4 differences, then write:



a



b

Example:

In picture A, Tommy likes riding his bike.
 In picture B, he doesn't like riding his bike. He likes playing with a ball.

Project

1. Role play. The perfect holiday destination.



Instructions: Form groups of five. In each group choose a father, a mother, a teenage daughter, a ten-year-old son and a neighbour. Read the role cards and talk with your friends. Each person must convince the others that his / her idea is the best. Act in front of the class.

FATHER

You want to go somewhere cheap because you want to save money to buy another car for the family.



MOTHER

You want to go to an exotic island. You don't want to save money because you think the family car is good enough.



DAUGHTER

You don't want to go with your parents because you think it is boring. You want to go with your friends on a school trip.



SON

You want to go to the seaside by plane. You want to swim with the dolphins.



NEIGHBOUR

You don't want them to go on holiday because you have to take care of their house and garden.



2. Tongue twister!



Lily likes listening to Lucy, but Harry hates hearing her stories.

Saint Patrick's Day

1. Look, listen and read:



Blip Blop: Why are you wearing green clothes?

Christie: Because today is 17th March and we celebrate Saint Patrick's Day on Earth.

Blip Blop: What is Saint Patrick's Day?

Jenny: It is a national holiday in Ireland and also a very popular celebration in many places all over the world. In Ireland people don't go to work and in other countries people dress in green and children eat lots of sweets. The most common Saint Patrick's Day symbol is the shamrock. Saint Patrick is also one of the patron saints of Ireland.

Blip Blop: I see! What about you, Tommy, why are you dressed like this?

Tommy: I'm wearing a leprechaun costume! Leprechauns are very small and clever creatures who live in the woods. People can't see them because they run very fast and hide. They are also symbols of this celebration.

Christie: The leprechauns are very rich. They hide gold under the trees. The legend says that if you see a leprechaun and he tells you where the gold is, then you become very rich.


Blip Blop: Wow! It's a very interesting legend!

2. Read the text again and answer YES or NO:



- Saint Patrick's Day is on 17th March. YES / NO
- Saint Patrick is a teacher from Ireland. YES / NO
- Leprechauns hide gold under the trees. YES / NO

3. Draw the face of the leprechaun. Then, find the four leaf clover.



4. Look, put the letters in order, then write the words:



DIRNELA



CSKHAOMR




NRLUPEECHA



LGDO

5. Help the leprechaun to find the gold:



Happy Easter!



1. Look, listen and read:



Mrs Blop: What holidays do you celebrate on Earth, in spring?

Christie: In spring we celebrate Easter.

Mrs Blop: How do you prepare for Easter?

Jenny: We paint eggs in different colours.

Mrs Blop: What do you do on Easter Day?

Tommy: We have a traditional family meal and we usually eat lamb and cake. It's delicious!


Christie: We also eat chocolate eggs! The Easter Bunny brings us goodies. He's so cute!

Mrs Blop: Well, children, it sounds a lot of fun. Let's celebrate Easter on Blip Blopia, too!

2. Read the text in exercise 1 again and answer the questions:

- How do people prepare for Easter?
- What do people paint?
- What do people eat on Easter Day?
- Who brings goodies?

3. Do the Easter puzzle. Find and write 9 words:



1. _____
2. _____
3. _____
4. _____
5. _____
6. _____
7. _____
8. _____
9. _____

4. Draw and write an Easter card for your friend.

Dear _____,

Have a wonderful Easter!

Love,

5. Find the way to the eggs:



6. Listen and learn the poem:



*Mummy, Mummy,
Where is my chocolate
Easter Bunny?"*
"It's on the chair, honey."
*"Granny, granny,
Where is my chocolate
Easter egg?"*
"It's in your tummy, Meg!"



Final Revision



14 points

1. Read and choose:

My name is Teddy
and these are Sweetie and Cookie, my _____.
They _____ colourful wings and feathers.
Sweetie is very funny. She _____ fly and talk!
Cookie _____ talk, but he can sing.
Every day I _____ with them
when I come home from school.
They sometimes _____ on my desk
when I do my homework.
Look at them now! They _____ a biscuit
and they are very funny!
I love my pets!
Can you guess what they are?

a. friends b. pets c. toys

a. can b. are c. have got

a. likes b. can c. has got

a. can't b. doesn't like c. hasn't got

a. am playing b. plays c. play

a. sit b. sits c. are sitting

a. eat b. eats c. are eating

2. Answer the questions:

12 points

a. What has Teddy got?

b. What do Sweetie and Cookie look like?

c. What can Sweetie do?

d. When does Teddy play with his pets?

e. Where do they sometimes sit?

f. What are they eating now?

3. Correct the mistakes:

5 points

a. Teddy has got two cousins.

b. Sweetie can ride a bike.

c. The two pets sit on Teddy's bed.

d. Teddy sings with them when
he comes home from school.

e. They are eating a sandwich now.

4. Blip Blop is hungry. Help him cook lunch!

5 points

- a. Can you buy a _____ of orange juice, please?
- b. Can I have a _____ of pizza, please?
- c. Can you buy a _____ of bread, please?
- d. Grandma, please give me that _____ of jam.
- e. I need three _____ of olive oil for the salad.



5. What's the weather like today? Read and match:


4 points

- a. It's rainy. 1. Blip Blop is wearing a sweater, a pair of boots and a warm coat.
- b. It's windy. 2. Christie is wearing a blouse, a pair of jeans and a jacket.
- c. It's sunny. 3. Jenny is wearing a raincoat and she is carrying an umbrella.
- d. It's very cold. 4. Tommy is wearing a cap and sunglasses.

6. Blip Blop and his friends are at the doctor's. Read and choose:

6 points

- a. Blip Blop has got a toothache. He *should / shouldn't* eat sweets.
- b. Tommy has got a headache. He *should / shouldn't* stay in bed.
- c. Jenny has got a sore throat. She *should / shouldn't* drink hot tea.
- d. Christie has got a stomach ache. She *should / shouldn't* eat so much.
- e. Blip Blop is ill. He *should / shouldn't* go to school today.
- f. Christie's knee hurts. She *should / shouldn't* run in the park.



7. Make rules for Blip Blop. Write: **must** **mustn't**

4 points


- a. You _____ eat in class.
- b. You _____ sleep in class.
- c. You _____ listen to the teacher.
- d. You _____ take pictures in class.

Total: 50 points

Word List

Unit 8

animal
bear
bird
can
cannot
can't
carry cheese
chicken
child
children
cow
cute
elephant
farm
feet
fish
foot
fox
goat
geese
gold fish
goose
hamster
horse
jump



kangaroo
man
men
mice
monkey
mouse
nose
parrot
pet
pig
play
puppy
read
run
sheep
sweet
tail
talk
tiger
teeth
tooth
turtle
wild
woman
women
write
yard



Unit 9

a bowl of soup
a cup of tea
a glass of lemonade
a lot of
apple
bag
banana
bar
basket
biscuit
bottle
bread
butter
cabbage
cake
cheese
chocolate
cookbook
cucumber
dessert
doughnut
flour
green pepper
honey
how many

how much
hungry
I'm hot
I'm tired
jar
loaf
measure
milk
mix
mushroom
need
olive oil
onion
packet
pancake
pie
pineapple
pink
pizza
recipe
result
salad
sense
shape
size
slice



Word List

spoon
strawberry
sugar
sweet
tea
thirsty
tomato
water
yoghurt

Unit 10

bad
bring
cough
dentist
draw
drink
eye
finish
foot
fruit
go
gold

have got a
headache

homework
hurt
ice cream



ill
knee
medicine
mouth
must
park
rest
rubbish
shop
should
shoulder
sore throat
stomach ache
temperature
today
toothache
want

Unit 11

a pair of gloves
a pair of trousers
at the moment
ballerina
beach
beads
black
blouse
boot

boy
bracelet
cap
clothes
cool
costume
cotton
dance
deliver
dress
earring
find
firefighter
game
girl
grey
hat
I'm cold
I'm hot
It's too big
It's too long
It's too short
It's too small
jeans
kimono
letter
mechanic



mountains
now
party
pilot
plane
police officer
postman
purple
put on
ring
sari
scarf
seaside
shirt
shoe
singer
socks
sometimes
sorry
sweater
swimsuit
take off
traditional
trainers
trousers
T-shirt
turban

Word List

wear

white

Unit 12

autumn

climb

It's cold

It's foggy

It's hot

It's raining

It's snowing

It's stormy

It's very cold

It's very hot

It's warm

leaf



make a

snowman

mountains

nest

plant flowers

play with

snowballs

season

spring

summer

sunny

sunny days

sweep

swim

tree

weather

winter

Unit 13

American

annual

battery

boat

by bus

by plane

by train

by tube

camp site

conference

country

desert

empty

energy

England

English tea

far

field

food

French

Greece



Greek

happy

hold

Ireland

Irish

island

Italian

Italy

let's

map

on foot

protect

realise

recycle

rocket

Romania

Romanian

Russia

Russian

sad

Scotland

Scottish

Spain

Spanish

travel

Turkey

Turkish

underground

USA

What?

Why?

Unit 14

bay

climbing

deep

destination

don't like

go camping

hate

hiking

hill

holiday

jungle

lake

like

love

puzzle

sunbathing

tent

volleyball

Saint
Patrick's
Day

celebration

gold

leprechaun



national

patron

saint

shamrock

symbol

Happy
Easter!

chocolate egg

Easter Bunny



goodies

lamb

meal

paint eggs



Lesson 2, exercise 8

A. Listen and learn the poem:



I Don't Feel Very Well

"Oh, doctor, help, my stomach hurts!"

"You shouldn't eat sweets and desserts!

You should eat fresh fruit instead

And if you're ill, please stay in bed!"

"I've got a sore throat, I can't speak!"

"You should drink hot tea all week!"

"I have got a toothache, too."

"The dentist knows what you should do."

B. Draw a picture for your sick friend. Then, write a letter to give him / her advice:

Dear _____,

I'm sorry

_____.

You should

_____.

You shouldn't

_____.

Please _____.

Get well soon!

Love,



Fun Time! Unit 14

Lesson 3, exercise 6

A. Listen to the poem and choose the right title:



Summer is here! It's time for fun!
A holiday with joy for everyone!
Let's go camping, I can't wait!
Sleeping in a tent is great!

We like climbing mountains, too!
Join us, it's not hard to do!
We all love swimming in the sea
Come play beach volleyball with me!

a. *Let's Dance Together!*

b. *Welcome Back to School!*

c. *Summer Is Here!*




B. Write an e-mail to your friend to tell him / her about your holiday plans:

Dear _____,
I'm happy that the holiday is here! This summer I want to _____

What about you? What are your summer plans?

Please write soon!

Love,



A Very Short Play

Characters: Jenny, Christie, Tommy, Blip Blop,
sweet shop assistant, gym instructor, children at the party

ACT 1

Jenny and Christie meet Tommy

JENNY: Hey, Tommy, how are you today?

TOMMY: Good morning, girls, I feel just great! We're meeting Blip Blop at the bus stop.
He said there's a surprise for us!

CHRISTIE: What kind of surprise can it be?

JENNY: My friends, we need to wait and see. *(Christie sees a paper boat on the ground.)*

CHRISTIE: Oh, look, what's this? A paper boat?
(She takes the paper boat, unfolds it and reads.)

JENNY: No, wait, it is a funny note!


TOMMY: It says: "Turn right and go along this street.
Next to the school you'll find a treat!"

JENNY: I like this game, it's so much fun,
My friends, let's do this treasure hunt! *(They leave.)*

TOMMY: The school is here. Look at this shop!
I think this is our next stop!

(A sign: SWEETS indicates the sweet shop.

A person – boy or girl – comes over the children.)



ACT 2

CHRISTIE: It's full of sweets, they look so good!

SWEET SHOP ASSISTANT: Good morning, kids, these are for you!

(Gives them a box of cakes.)

TOMMY: They are from Blip Blop! Thanks a lot! *(They start eating.)*

JENNY: These cakes are great! *(She sees a piece of paper under the sweets.)*
Look what I've got!

TOMMY: *(Reads the paper.)* "After you eat something sweet
You should exercise to stay fit!"

CHRISTIE: My friends, I know, our next clue
Is at the gym! (ALL:) Sport's good for you! (They walk to another sign: GYM.)

GYM INSTRUCTOR: Children, hello! Blip Blop wants me to ask
Who runs the fastest of you three. (They get ready for a race.)
So, on your marks, get set, now run! (They run, Jenny is the winner.)
There's a gold medal for the number one!
(The gym instructor gives her a medal, she looks at the back of the medal.)

JENNY: Look, here's another clue:
"Near the lake I wait for you!"

TOMMY: A lake? The park! Let's go, my friends!
I'm sure that's where our treasure hunt ends! (They leave.)



ACT 3

JENNY: Look! There's the lake! What's on that tree? (They see a note and read it.)
"Kids, close your eyes and count to three!"

ALL: One, two, three...

MANY CHILDREN: Surprise! Surprise!

BLIP BLOP: Now you can all open your eyes.
This is my big surprise for you:
A picnic and a party, too!

CHRISTIE: Let's start the fun, I cannot wait!
Blip Blop, this party is so great!

BLIP BLOP: I hope you like my little test.

ALL: Blip Blop, you really are the best!

The End

