

Ministerul Educației Naționale și Cercetării Științifice

Limba modernă Engleză

Clasa a **IV**-a
Semestrul **1**

Elena Sticlea

Valentina Barabaș

Laura Stanciu

OMEN nr. 5003/02.12.2014 (Anexa 2)

Număr de pagini manual: 80

Număr de telefon european

de asistență pentru copii: 116111

 **Booklet**

Manualul este distribuit elevilor în mod gratuit, atât în format tipărit, cât și în format digital,

și este transmisibil timp de patru ani școlari, începând cu anul școlar

Inspectoratul școlar

Școala / Colegiul / Liceul

Anul	Numele elevului	Clasa	Anul școlar	Aspectul manualului*			
I				format tipărit		format digital	
II							
III							
IV							

*Pentru precizarea aspectului manualului se va folosi unul dintre următorii termeni: nou, bun, îngrijit, neîngrijit, deteriorat.

*Cadrele didactice vor verifica dacă informațiile înscrise în tabelul de mai sus sunt corecte.

*Elevii nu vor face niciun fel de însemnări pe manual.

Descrierea CIP a Bibliotecii Naționale a României

BARABAȘ, VALENTINA

Limba modernă engleză : clasa a IV-a / Valentina Barabaș,
Laura Stanciu ; coord.: Elena Sticlea. - București : Booklet, 2016.
2 vol.

ISBN 978-606-590-234-3

Vol. 1. - 2016. - ISBN 978-606-590-283-1

I. Stanciu, Laura

II. Sticlea, Elena (coord.)

811.111(075.33)

Consultant științific: Arabella McIntyre-Brown

Echipa editorială:

Redactori: Ioana Tudose
Ruxandra Câmpeanu
Andreea Buliga

Design interior

și copertă: Anca Vrănescu

Ilustrații: Oana Zvâncă

Animații: Quartz Film

Digital: XStudios

Voci: Clive Sheppard
Jack O'Mahoney
Alice O'Mahoney
Sally O'Mahoney

Editura Booklet

Pentru comenzi:

tel/fax: 021 430.3095

e-mail: comenzi@booklet.ro

Comenzi online:

www.booklet.ro

Welcome Back!



Simbolurile utilizate în manualul digital:



exerciții
interactive



elemente
audio



elemente
video



ilustrații



pornește
aplicația

Table of Contents

Units	Topic	Vocabulary	Grammar	At the end of this unit you will be able to...
1. <i>Welcome Back!</i> pp. 6 - 15	<ul style="list-style-type: none"> Greeting a person Talking about locations in town Asking for and giving directions: go along, turn left, turn right 	<ul style="list-style-type: none"> Greetings Buildings 	<ul style="list-style-type: none"> The Verb "to be" 	<ul style="list-style-type: none"> Listen to and understand a short conversation about greeting a friend; Talk about buildings; Give directions; Write words to complete messages about moments of the day and greetings.
2. <i>This Is My House</i> pp. 16 - 23	<ul style="list-style-type: none"> Describing the house, identifying rooms, furniture and location of common objects in the house 	<ul style="list-style-type: none"> Rooms Furniture Objects in the house Location of objects 	<ul style="list-style-type: none"> Prepositions of place: on, under, in, next to, in front of, behind There is / there are Demonstrative Pronouns: this / that / these / those 	<ul style="list-style-type: none"> Listen to and understand a short conversation about a house, its rooms, the objects in the house and their location; Talk about objects in the house and their location; Write words and phrases to complete sentences about the location of objects.
3. <i>A Beautiful Family</i> pp. 24 - 33	<ul style="list-style-type: none"> Introducing family members Talking about jobs 	<ul style="list-style-type: none"> The extended family: parents, grandparents, uncle, aunt, cousin Numbers: 20-100 	<ul style="list-style-type: none"> Possession with 's Possessive Adjectives: my, your, his, her, its, our, their 	<ul style="list-style-type: none"> Listen to and understand a short conversation about introducing and describing a person; Talk about family members and describe them; Read a short conversation about family members and their jobs; Write words and phrases to complete sentences about family members and their possessions.
4. <i>Who Are You?</i> pp. 34 - 41	<ul style="list-style-type: none"> Describing people 	<ul style="list-style-type: none"> Physical appearance: slim, plump, curly / wavy hair 	<ul style="list-style-type: none"> Adjectives: comparative and superlative forms Have got / has got WH- question words: who, when, where, what 	<ul style="list-style-type: none"> Listen to and understand a short conversation about describing a person; Talk about people's appearance; Ask questions; Compare people and objects; Write a description of a person.

Units	Topic	Vocabulary	Grammar	At the end of this unit you will be able to...
<p>5. I'm Going to School!</p> <p>pp. 42 - 51</p>	<ul style="list-style-type: none"> Talking about school activities 	<ul style="list-style-type: none"> School subjects School objects 	<ul style="list-style-type: none"> Present Continuous: affirmative, negative, interrogative 	<ul style="list-style-type: none"> Listen to and understand a short conversation about school subjects and school objects; Talk about the favourite school subject; Read a short conversation about activities in progress at the moment of speaking; Write a letter to talk about activities happening at the moment of speaking.
<p>6. My Busy Week</p> <p>pp. 52 - 59</p>	<ul style="list-style-type: none"> Talking about daily routines 	<ul style="list-style-type: none"> Telling the time Daily activities Meals of the day 	<ul style="list-style-type: none"> Present Simple: affirmative, negative, interrogative Short answers 	<ul style="list-style-type: none"> Listen to and understand short conversations about daily routines; Ask and answer questions about everyday activities; Read a short conversation about a person's timetable; Write words and phrases to complete a person's timetable.
<p>7. A Perfect Weekend</p> <p>pp. 60 - 69</p>	<ul style="list-style-type: none"> Free time activities 	<ul style="list-style-type: none"> Everyday activities TV programmes 	<ul style="list-style-type: none"> Prepositions: in, at, on Adverbs of frequency: always, usually, often, sometimes, rarely, never 	<ul style="list-style-type: none"> Listen to and understand short conversations about a person's plans for the weekend; Ask and answer questions about a person's free time activities; Read a short conversation about TV programmes; Write words and phrases to complete an e-mail about weekend routines.
<p>Merry Christmas! Saint Valentine's Day</p> <p>pp. 70 - 73</p>	<ul style="list-style-type: none"> Christmas and Valentine's Day activities and traditions 	<ul style="list-style-type: none"> Christmas and Valentine's Day vocabulary: tinsel, baubles, stocking, chimney, reindeer, Cupid, goddess, chocolates 	<ul style="list-style-type: none"> Present Simple used to talk about Christmas and Valentine's Day routines 	<ul style="list-style-type: none"> Read about Christmas and Valentine's Day traditions; Write a letter to a friend to describe Christmas family traditions; Write a Valentine's Day card.
<p>Final Revision</p> <p>pp. 74 - 75</p>				<ul style="list-style-type: none"> Read short sentences and paragraphs about family members, possessions, daily activities and location of objects; Write words and sentences about family members, possessions, daily activities and location of objects; Introduce yourself.
<p>Word List</p> <p>pp. 76 - 78</p>				
<p>Fun Time!</p> <p>pp. 79 - 80</p>		<ul style="list-style-type: none"> School objects School subjects Leisure activities 		<ul style="list-style-type: none"> Sing, recite and listen to songs and poems; Draw and write a card; Listen to, learn and repeat poems; Colour in a classroom picture; Write about a favourite cartoon.

Unit 1 Welcome Back! Lesson 1

1. Look, listen and read:



2. Choose the right answer:



- a. Where are the children?
- b. What is the teacher's name?

- | | |
|---------------|--------------|
| 1. at home | 2. at school |
| 1. Miss Daisy | 2. Miss Rose |

3. Match the sentences to the pictures:




Good afternoon!



Good night!



Good evening!



Good morning!

4. Read the text in exercise 1 again and complete the sentences:



Good morning Hello
 Hi Yes, of course nice to see you
 happy to see you



_____ *Hi* _____, Tommy! How are you?

_____, Jenny! I'm fine, thanks.

It's _____ again.

Here's Christie.



_____, Christie!

Welcome back to school!

_____, friends!

Are you ready to go inside?

_____. Let's go!




_____, children!

I'm very _____ again!

_____, Miss Daisy!

_____, too!




3. Look, listen and repeat:



theatre



hospital



museum

4. Write the name of the buildings:



S _ _ _ O _ _ L



B _ _ _ _



_ _ _ S _ I T _ _ _



S _ _ _ _ R _ _ _ R K _ _ _




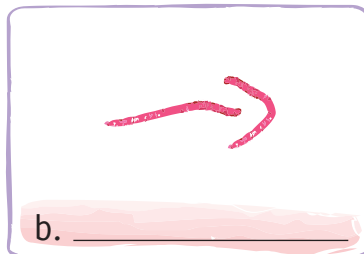
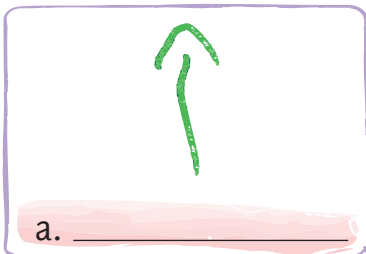
M _ _ _ _ M



_ _ H _ _ T _ E

5. Match the words to the pictures:

turn left go along turn right



6. a. Listen and talk with your friend, like this:



Hello!

Hello!

Excuse me, where is the theatre?

Go along this street and turn left.

The theatre is on the right.



b. Complete the dialogue with the words below:



Turn
museum
left
is



Hi!

Hello!


Where _____ the museum?

_____ right. Then, turn _____.

The _____ is in front of the cinema.

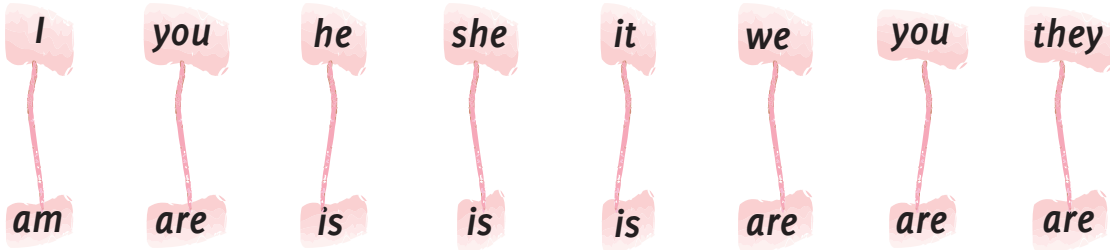


7. Complete the map and tell your friend the way to the park. She is in King Street.



Lesson 3

1. Look, listen and repeat:



2. Fill in the missing words:



I am you _____ he _____ she _____
it _____ we _____ you _____ they _____

3. Circle the right answer:



- a. He *are* / *is* at school.
- b. We *are* / *am* good friends.
- c. You *is* / *are* a pupil.
- d. It *is* / *am* a beautiful dog.
- e. They *are* / *is* my parents.
- f. She *am* / *is* a nice girl.

4. Look and match:

I am
You are
He is
She is
It is
We are
You are
They are

It's
They're
I'm
You're
She's
You're
He's
We're



5. Fill in: 'm 're 's



a. He 's from Romania.

b. I _____ nine years old.

c. You _____ a student.

d. We _____ at home.

e. It _____ a beautiful cat.

f. They _____ in the schoolyard.

6. Correct the sentences!



a. My mother are at the supermarket.

My mother is at the supermarket.



b. The students is at school.



c. The cat are on the house.



d. I is in front of the bank.



e. My grandmother am at the theatre.



f. You is very beautiful.



g. The teacher am at the museum.



7. Tongue twister!




Two tiny tigers take two taxis to town.

Revision

1. a. Read and complete the sentences:

Hello! I _____ Susan. I _____ nine years old and I _____ a student. I _____ from Australia. My favourite colour _____ blue. Swimming and tennis _____ my favourite sports.



b. Write four sentences about yourself.

c. Now introduce yourself to your classmates.

2. Complete the letter to Blip Blop, using the words below:



you are visit town is interesting

Dear Blip Blop,

We _____ happy to know _____ are fine. The map of your _____ is very nice. We want to come and _____ you. We are sure that your planet _____ very beautiful because there _____ a lot of _____ buildings on your map.

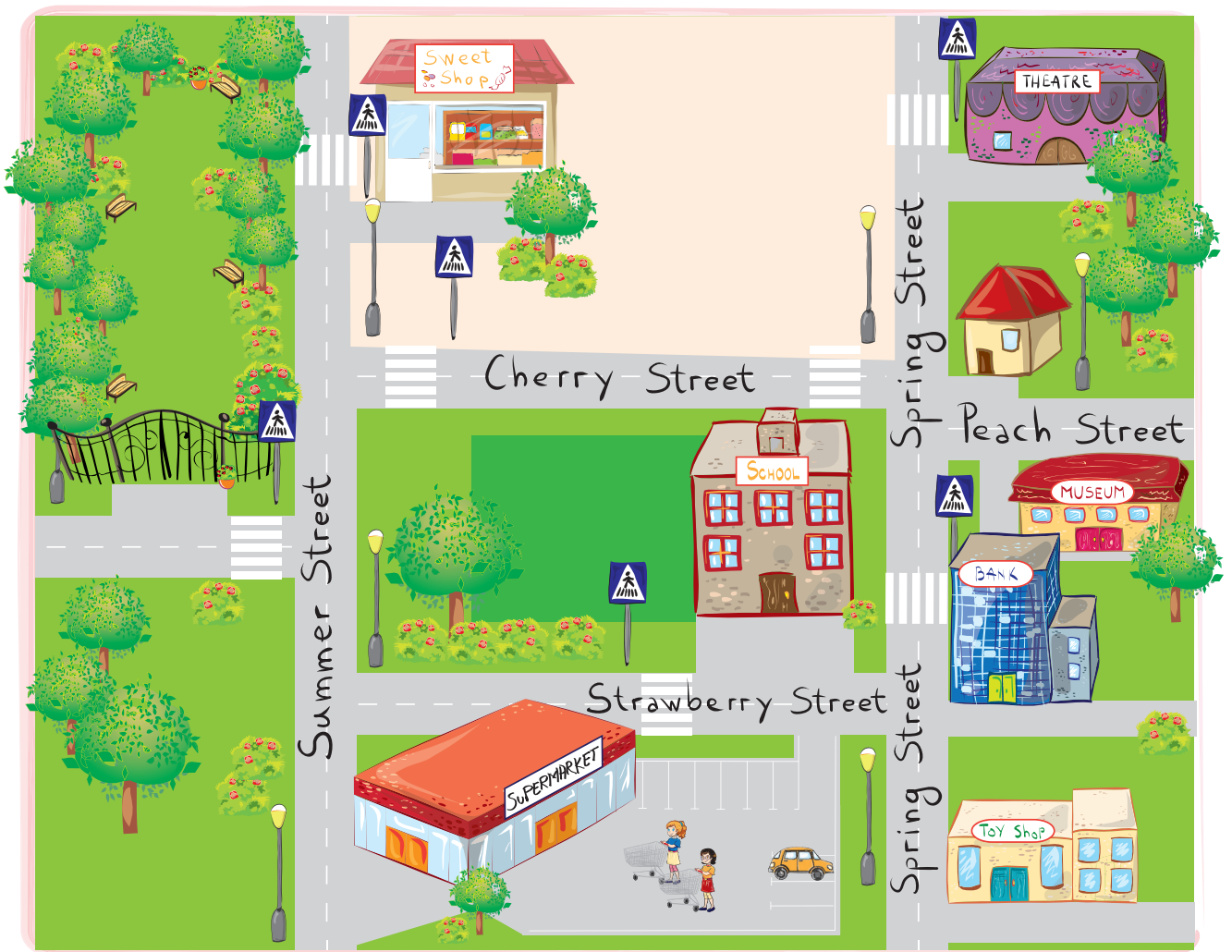
Love,

Christie, Jenny and Tommy

Project

1. Read, and draw Christie's house on the map:

You are in Spring Street. You see a toy shop on the right. Go along Spring Street, then turn left into Strawberry Street. Go along Strawberry Street, there is a supermarket on the left. Turn right into Summer Street. Go along Summer Street, then turn right into Cherry Street. My house is on the left, next to the sweet shop and opposite the school.



2. Make your own portfolio! Draw your house in your neighbourhood. Make your map funny, draw many interesting buildings and places. Present it to the class.

Around the World

Do You Know that There Are Three Blue Planets in Our Solar System?

A. The Earth is the third planet from the Sun. It has got only one natural satellite (the Moon). It takes the Moon 4 weeks to move around the Earth, while the Earth orbits around the Sun once a year. A large part of our planet is water: lakes, seas and oceans. They are the reason why the Earth appears blue from outer space!

B. Neptune is the 8th planet from the Sun and the most distant in our Solar System. It is a giant blue planet. It is made up of gas, ice and rock. Its name comes from the Roman god of the sea. There are 14 little moons moving around Neptune. There are clouds in Neptune's atmosphere and sometimes there are terrible storms!

C. Uranus is the first planet discovered with a telescope. Its name comes from the Greek god of the sky. It is often called "the ice giant". The ice crystals in its atmosphere give the planet its pale blue colour. It is one of the coldest planets in our Solar System. There are 13 rings and 27 moons around this planet!



1. Which planet? Read and write the name!



1. It is called "the ice giant" _____
2. It is the most distant planet in our Solar System. _____
3. It has got only one moon. _____

2. Search for information and write about another planet in the Solar System, as in exercise 1. Present it to the class!

Unit 2 This is My House Lesson 1

1. Look, listen and read:

1. Is this your bedroom?

Yes, look here. There is a wardrobe next to the bed and a desk in front of the window. There's a picture on the wall, too.

2. Is the bathroom next to the bedroom?

Yes, here it is. There's a big mirror on the wall and a toilet next to the bathtub.

3. Is there a sink, too?

Yes, there is.

4. There are so many books in this bookcase! Let's read!

Or let's play a board game on the coffee table!

Your house is very nice!

2. Read again and answer YES or NO:



a. The picture is on the wall.

YES / NO


b. The board game is in the kitchen.

YES / NO

3. Look, listen and repeat:




sink



board game



coffee table



wall

floor

4. Look at the pictures in exercise 1, then answer the questions:



- a. What is in the kitchen? 1. A mirror and a toilet. 2. A cooker and a fridge.
 b. What is on the desk? 1. A computer and a lamp. 2. CDs and books.

5. Read and complete the sentences:



This is my house




In the living room there is a comfortable sofa. The television is in front of the chair. In the bedroom, there is a big bed. There is a laptop and a lamp on the desk. In the kitchen there is a cooker, a refrigerator and a sink.

i love my house!



Lesson 2

1. Look, listen and read:



- Blip Blop:** Welcome to my garden!
There are green trees and beautiful red flowers.
- Christie:** Those yellow flowers are lovely, too!
- Jenny:** Look at that swing. There's a cat on it!
- Blip Blop:** Yes, that's Fluffy! She's a nice cat.
- Tommy:** What's this small house?
- Blip Blop:** This is a kennel. My dog Plutonium lives here.
- Jenny:** What are those blue things in the garage? Are they cupboards?
- Blip Blop:** No, those are spaceships.
- Jenny:** Wow, they are big!
- Blip Blop:** These flowers are for you, my friends.
- Children:** Thank you, Blip Blop!

2. Read again and correct the mistakes:



- a. Welcome to my house! _____
- b. Look at that tree. _____
- c. What's this small box? _____
- d. These books are for you. _____


3. Look, listen and repeat:



This is my garden.

but

These are flowers.



That is a kennel.

but

Those are spaceships.

4. Fill in:

this / that / these / those



a. *This* is a computer and *that* is a picture.



b. _____ is a sofa and _____ is an armchair.




c. _____ are chairs and _____ are tables.



d. _____ is a lamp and _____ is a TV.



e. _____ are desks and _____ are mirrors.



5. Choose the right answer:



Hello, my friends!

This / that is my cat. Her name is Fluffy.

This / that is my dog. His name is Plutonium.

Those / these are flowers from my garden
and those / these are birds in the tree.



Lesson 3

1. Look, listen and repeat:



There is a sofa in the living room.

but

There are chairs in the dining room.



2. Look at the pictures below. Write sentences with: **there is / there are**



There is a tree in my garden.



3. Listen and talk with your friend, like this:



Is there a book in the room?

No, there isn't. There are three books in the room.



Are there three chairs in the room?

No, there aren't. There is one chair in the room.




4. Follow the example in exercise 3 and talk with your friend. Ask about:

8 CDs flower 4 cats 5 dogs 2 carpets 3 wardrobes 2 desks fridge TV

Lesson 4

1. Look, listen and repeat:



2. Look at picture A and write:



Where is the cat?

It's on the wardrobe.

Where is the chair?

It's _____.

Where is the lamp?

It's _____.

Where are the clothes?

_____.

Where is the dog?

_____.

Where is the bed?

_____.



3. Look at picture A and picture B. Talk with your friend, like this:



In picture A, the dog is under the bed, but in picture B, the dog is in front of the bed.



Revision

1. Look at the pictures, listen and ask about:



Jenny's bedroom



Tommy's bedroom

- dog lamp
- computer
- chair bed
- cat



Is there a dog in Jenny's bedroom? Yes, there is.
Where is it? Under the bed.



2. Choose the right answer:



- | | | | |
|---|----------|----------|----------|
| a. The book is in <u>that</u> bookcase. | 1. these | 2. that | 3. those |
| b. The flowers are in _____ garden. | 1. those | 2. these | 3. this |
| c. _____ are my parents. | 1. this | 2. that | 3. these |
| d. The dog is in _____ bedroom. | 1. those | 2. these | 3. that |
| e. _____ boys are my friends. | 1. that | 2. those | 3. this |

3. Do the crossword.




Across

3. The bed is in the...
6. A room where you watch TV.
7. It's soft. It's on the floor.

Down

1. The table and the chairs are in the...
2. You feel comfortable when you sit in it.
4. The bathtub is in the...
5. The sink is in the...



Project

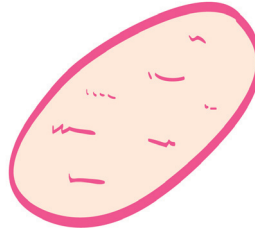
1. What have you got in your room? Look and guess the words!



KEOLOBHSF



MPAL



CPRATE



DBWRAEOR

2. Draw your room. Write a postcard to Blip Blop. Use the words below:

on, under, next to, behind,
in front of, in

Dear Blip Blop,
This is my room.

There is a bed _____
_____.

There are nice books
_____.

The wardrobe is
_____.

There's a lamp
_____.

There's a chair _____
_____.

I love my room!

Love,

3. Tongue twister!



There's a bear in the armchair and a mouse behind the house.

Unit 3 A Beautiful Family Lesson 1

1. Look, listen and read:

1. Here are my parents. My mother is 30 and she is a chef. She is young and beautiful. And this is my father. He is 32 and he's a pilot.

Wow, he is great!

2. Who is here in this picture? These are my grandparents. They are 60 years old. Grandpa is a gardener and grandma is a nurse. They aren't very old.

That is my sister. She's 8 and she's a student. She's very beautiful.

3. Her blue hair is so funny!

4. Blip Blop, you've got a big, happy family! Your parents are young and beautiful and your grandparents are very nice.

Yes, I love my family!

2. Choose the right answer:



a. Blip Blop's mother is:

1. young


2. old

b. Blip Blop's grandfather is:

1. a pilot

2. a gardener

3. Look, listen and repeat:



gardener

nurse

chef

pilot

student

4. Look at the pictures and match:



- a. nurse
 - b. chef
 - c. student
 - d. pilot
 - e. gardener
- 1. restaurant
 - 2. school
 - 3. garden
 - 4. hospital
 - 5. airport



5. Read and match:



- a. My sister's at school. She's a...
 - b. Grandpa works in the Royal Garden. He's a...
 - c. Blip Blop's mum works in a restaurant. She's a...
 - d. My father works at the airport. He's a...
 - e. Grandma works in a big hospital. She's a...
- 1. nurse
 - 2. chef
 - 3. student
 - 4. gardener
 - 5. pilot


6. Read and unscramble the words:



- a. My grandpa is 65. He is _____ **dol**
- b. Look at my sister! She's very _____ **tubalfuei**
- c. Ha, ha! Blip Blop, you are so _____ **nufyn**
- d. Wow! Your father's _____ **reagt**
- e. My little brother, Sam, is 3. He's _____ **gonuy**

Lesson 2

1. Look, listen and repeat:



2. Read and match:



a. This is Jenny's bowl. There are forty apples in her bowl.

b. It's my mother's birthday. She's thirty.

c. Look at this box! There are thirteen cats in it! How funny!


d. These are Christie's flowers. There are seventeen flowers.

e. This is Blip Blop's grandpa. He's sixty. He's old.

3. Choose the right answer:

- | | | | | | | | |
|------------|-------|-------|-------|-------|-----------|-------------|-------------|
| a. fifty | 1. 50 | 2. 15 | 3. 5 | b. 40 | 1. forty | 2. four | 3. fourteen |
| c. eighty | 1. 18 | 2. 80 | 3. 8 | d. 13 | 1. thirty | 2. thirteen | 3. three |
| e. seventy | 1. 17 | 2. 7 | 3. 70 | f. 19 | 1. nine | 2. nineteen | 3. ninety |

4. Read and talk with your friend, like this:



How old is your mother?

She is 34. How old is your grandpa?

He's 65. He's old. What about your grandma? How old is she?

She's 58.



Lesson 3

1. Look, listen and read:



Jenny: Blip Blop, this picture is wonderful!

Blip Blop: This is my uncle, Eliot. He is my father's brother.

Tommy: How old is he?

Blip Blop: He's 34. He's a doctor.

Christie: Who's this?

Blip Blop: This is my grandma, Alka. She's my father's mother. She's very kind.

Tommy: How old is your grandma?

Blip Blop: She's 60.

Jenny: Who are they?

Blip Blop: They are my cousins. Their names are Tim and Lizzy. They are my aunt and uncle's children.

Christie: How old are they?

Blip Blop: Tim's 10 and Lizzy is 8. She's very pretty.

2. Read again and answer YES or NO:



a. Alka is Blip Blop's aunt.

YES / NO

b. Blip Blop's cousins are Tim and Lizzy.

YES / NO

c. Tim and Lizzy are the children of Blip Blop's aunt and uncle.

YES / NO

3. Look, listen and repeat:



My grandfather's a gardener.

but

My grandfather *is* a gardener.

My grandpa's garden is beautiful.

His garden is beautiful.

My sister's schoolbag is big.

Her schoolbag is big.

4. Read and match:



Danny's bicycle is blue.



Mary's doll is nice.



Blip Blop's schoolbag is new.




The children's books are interesting.

5. Look at the picture and write the names:



Blip Blop's family tree



- 🍷 Blip Blop's mother's name is Izzy.
- 🍷 Blip Blop's uncle's name is Eliot.
- 🍷 Blip Blop's cousins are Tim and Lizzy.
- 🍷 Blip Blop's grandfather's name is Grant.
- 🍷 Blip Blop's aunt's name is Ann.
- 🍷 Blip Blop's father's name is Iggy.
- 🍷 Blip Blop's grandmother's name is Alka.
- 🍷 Blip Blop's sister's name is Dora.

6. Look again at the family tree in exercise 5 and write T (true) or F (false):



- a. Blip Blop's sister's name is Dora. ___ e. Lizzy's uncle's name is Eliot. ___
 b. Blip Blop's mother's name is Ann. ___ f. Blip Blop's aunt's name is Izzy. ___
 c. Izzy's brother's name is Eliot. ___ g. Eliot's father's name is Grant. ___
 d. Eliot's son's name is Tim. ___ h. Grant and Alka are Izzy's parents. ___

7. Fill in: *my his her its our their*

i am Blip Blop.



a. This is
 _____ *my* mother.



b. This is _____
 _____ house.



c. This is _____
 _____ spaceship.



d. This is _____
 _____ kennel.



e. This is _____
 _____ cat.



f. This is _____
 _____ dog.

8. Choose the right answer:



- a. The cat is in *its* / *it's* basket. c. I am with *its* / *my* friends.
 b. Blip Blop is in *his* / *he's* spaceship. d. *He's* / *His* grandpa is kind.

9. Look at the picture in exercise 1. Listen and talk with your friend, like this:



Who is this?

This is Blip Blop's grandfather.



10. Look and say. Then write:



a. My sister / pupil: _____ *My sister's a pupil.*

My sister / schoolbag / big: _____ *My sister's schoolbag is big.*

b. Your father / pilot: _____

Your father / car / beautiful: _____

c. His grandpa / gardener: _____

His grandpa / garden / big: _____

d. Her aunt / teacher: _____

Her aunt / cat / small: _____



11. Choose the right answer:



1. This is my dog. _____ *It's* _____ white.

- a. Its **b. It's** c. Its'

2. This is my grandpa. _____ very old.

- a. He b. His c. He's

3. _____ mother is 30 years old.

- a. Blip Blop's b. Blip Blop c. Blip Blops

4. My grandma's room is beautiful. _____ room is beautiful.

- a. His b. Her c. Grandma

5. Look at my cat! _____ ears are very small.

- a. Its b. It's c. My



Revision

1. Find 6 words that describe people:



1. _____
2. _____
3. _____
4. _____
5. _____
6. _____



2. Listen, read and circle the right age:



- a. My grandpa is old, he's 16 / 60.
- b. This is my uncle, George. He's 40 / 14.
- c. Look at my little cousin. She's very young, she's 3 / 13.
- d. How old is your mother's sister? My aunt is 30 / 13.

3. Fill in: my your his her its our their



I am Blip Blop. This is _____ family. He is my grandfather. _____ name is Grant Blop. She is my grandmother. _____ name is Alka Blop. They are my cousins. _____ names are Tim and Lizzy Blop. I have a dog. _____ name is Plutonium. We live on Blip Blopia. _____ planet is big. You live on Earth. _____ planet is big, too.



4. Tongue twister!



Fred and his friend are my father's favourite friends.

Project

1. Look at the family tree below. Draw the members of your family and write their names. Then, tell your classmates about them, as in the example:

Who is this?

This is my uncle, his name's Bill.

You

The diagram shows a family tree with three generations. The top row has two empty circles with names below them. The middle row has four empty circles with names below them. The bottom row has four empty circles with names below them. A central figure is labeled 'You'. Orange lines connect the circles to show family relationships.

2. Make your own portfolio! Show your friends photos of your family and talk about them, like this:

Look at my aunt Lisa! She is in the garden.

Who are the two children?

They are my cousins, their names are Ann and Frankie.

The illustration shows a family picnic in a garden. An elderly woman in a red dress is standing near a table. A man in a purple vest is grilling. Two children, a boy and a girl, are sitting at the table. An elderly man in a blue sweater is also at the table. The scene is set outdoors with trees and flowers.

Around the World

Discover the Three Happiest Jobs in the World!

Voice actor for cartoon characters

Voice actors have a great time watching cartoons and giving their voices to different characters. Usually, they don't use their normal voice, they do funny voices and imitate animals and different sounds! If you are lucky, you can become the voice of your favourite cartoon characters!



Chocolate taster

This is the most "delicious" job on the planet! You taste sweets and chocolate to see if the ingredients are right. You try a new type of sweet and if it tastes good, the factory makes more. Take care: you can get fat if you eat too much chocolate!



Video game tester

For many children, this is the perfect job!

You play new games to see if everything is OK with them and you have a lot of fun! You also learn many tricks, so when you play a video game with your friends, you can be the winner!



1. Read and complete:



1. Voice actors give _____ to different characters.
2. When you test video games, you learn a lot of _____.
3. You taste sweets and chocolate to see if the _____ are right.

2. Write about your favourite job. Present it to the class!

Unit 4 Who Are You? Lesson 1

1. Look, listen and read:

Let's play a game! It's a lot of fun. It's a game that I play with my friends: "Who am I?"



Great idea!

1.

I start! I am tall and plump. I've got yellow eyes and small ears. I am blue. Who am I?

2.



You're Blip Blop!

You're Tommy! I'm shorter than Tommy and I've got dark hair and dark eyes.



Now guess: I'm shorter and slimmer than Christie. I've got wavy red hair and blue eyes. I've got glasses. Who am I?

You're Jenny!

3.



You're Christie!

4.

2. Choose the right answer:

- a. I've got wavy red hair and blue eyes.
- b. I'm shorter than Tommy.

- 1. Tommy
- 1. Christie
- 2. Jenny
- 2. Blip Blop

3. Look, listen and repeat:



wavy hair



4. Read the text in exercise 1 again and answer YES / NO:



a. Jenny is slim.

YES / NO

c. Christie is plump.

YES / NO

b. Tommy is short.

YES / NO

d. Blip Blop is tall.

YES / NO

5. Look, listen and point:



This is Sally.
She's 6 years old. She's short and plump. She's got short blonde hair and blue eyes.

This is her sister, Kim.
She's 11 years old. She's tall and slim. She's got long wavy hair and green eyes.



6. Look at exercise 5 again and circle the answer:

	Kim	Sally
AGE	11 / 12 / 13 years old	6 / 7 / 8 years old
BODY	short / tall / slim / plump	short / tall / slim / plump
HAIR	long / short / curly / wavy	long / short / blonde / red
EYES	blue / green / brown / dark	blue / green / brown / dark

Lesson 2

1. Look, listen and repeat:



Jenny is tall.

Christie is short.

Jenny is slim.

Tommy is happy.



but




Tommy is *taller than* Jenny.

Jenny is *shorter than* Christie.

Christie is *slimmer than* Jenny.

Mark is *happier than* Tommy.

2. Complete the sentences:



a. Dora's hair is funny. Dora's hair is _____ *funnier than* _____ Blip Blop's hair.

b. Dora's hair is long. Dora's hair is _____ Blip Blop's hair.

c. My father is old. My father is _____ my mother.

d. My mother is young. My mother is _____ my father.

3. Look around your classroom. Find a friend who is:



a. Shorter than you: _____

b. Taller than you: _____

c. Younger than you: _____

d. Slimmer than you: _____

Lesson 3

1. Look, listen and read:



Reporter: Hello! What's your name?

Blip Blop: My name's Blip Blop.

Reporter: Where is your home planet?

Blip Blop: Planet Blip Blopia is right here, in the Milky Way.

Reporter: Who are they?

Blip Blop: They are my family. My mother, my father and my sister are the nicest family on Blip Blopia.

Reporter: Why are you here, on our planet?

Blip Blop: Because it's the oldest planet I know. Here you see the funniest animals and the friendliest boys and girls.

Reporter: When's your birthday?

Blip Blop: It's today.


Reporter: Oh! Happy birthday, Blip Blop!
Thank you for this interview!

2. Read and match:



- Who asks Blip Blop questions?
- Where is the reporter from?
- Who are they?
- Why are you here, on our planet?
- Where is planet Blip Blopia?

- It's in the Milky Way.
- They are my family.
- He's from our planet, Earth.
- A reporter.
- Because it's the oldest planet I know.



3. Fill in: where when who what



_____ is my book?
It's on the table.

_____ is your name?
My name is Tom.

_____ is your birthday?
It's today.

_____ is that?
That is my father.



4. Write the questions for the answers below:



- _____ **Where is the dog** _____?
The dog is in the garden.
- _____ _____?
They are Tommy and Jenny.
- _____ _____?
My name is Blip Blop.
- _____ _____?
My birthday is in December.



Lesson 4

1. Look, listen and repeat:

 large - larger - the largest



but

funny - funnier - the funniest



slim - slimmer - the slimmest



2. Say and write:

great

greater

the greatest

tall

long

big

friendly

small

fat

short

cold

happy

3. Match the columns and say:

a. I  HAVE ('VE) GOT 

b. you

c. he / she

d. it

e. we

f. you

g. they

HAVEN'T GOT

HAS ('S) GOT

HASN'T GOT

the slimmest body.

the nicest family.

the prettiest eyes.

the shortest hair.

the funniest friends.

the largest house.

the coldest weather.



4. Fill in: **the tallest** **the smallest** **the longest** **the largest**



a. Tokyo has got _____ population in Japan. It's a busy city.


b. She has got _____ hair in the world. It's almost 6 metres long!

c. Lilliput has got _____ body in the world. It's a very small cat.

d. California has got _____ tree in the world. It's almost 100 metres high.

Revision

1. Read and write the answers:



a. I am tall and slim. I've got blue eyes and short brown hair. I'm the tallest in my class. Who am I?

Answer:

_____.

b. I am short and plump. I've got green eyes and long wavy hair. I'm the youngest in my family. Who am I?

Answer:

_____.

c. I am short and slim. My eyes are purple and my hair is green. I'm the funniest in my class. Who am I?

Answer:

_____.

d. We are tall and plump. We've got dark eyes and white hair. We are the oldest in our family. Who are we?

Answer:

_____.

2. Look at the pictures in exercise 1. Write, then talk with your friend like this:




Who is short and plump?

Ann.

Who is the tallest?

What colour is Blippy's hair?

What is Ann's hair like?




3. Read and choose:



- a.** My deskmate _____ the longest hair in the class. 1. has got 2. have got
- b.** We _____ the biggest house. 1. hasn't got 2. haven't got
- c.** They _____ the funniest hamster. 1. has got 2. have got
- d.** Their cat _____ the longest tail. 1. has got 2. have got

Project

1. Draw your best friend. Write about his / her age, body, hair and eyes.



This is my best friend, _____
He / She is _____
_____ and
He / She is _____ and
_____ and
He / She is _____
I love my friend!

2. You are a reporter. Write questions for an interview, then ask your friend:



why? who? what?
where? how old?

- a. _____
- b. _____
- c. _____
- d. _____
- e. _____

3. Tongue twister!



Shelley's short and Ted is tall, Fred is fatter than them all.

Unit 5 I'm Going to School! Lesson 1

1. Look, listen and read:

Hello! Where are you going, Blip Blop?

I'm going to school. Are you coming with me? You can meet my classmates and my teacher.

SCHOOL

2. TIMETABLE

History		
Maths	Physical Education	
	Science	

What classes have you got today?

We've got History, Maths, Physical Education and Science.

My favourite subject is Art. I use scissors, glue, watercolours and a paintbrush.

What is your favourite subject?

Your classroom is very strange, Blip Blop. Your board is blue and your books are floating!

Reading a book

Wow, and your teacher is a robot! I like your school!

3.

4.

2. Choose the right answer:




- Blip Blop is going...
- Blip Blop's favourite subject is...
- The books are...

- to school
- Maths
- flying

- to his friends
- Art
- floating

3. Look, listen and repeat:




scissors watercolours glue paintbrush floating classmates

4. Read and match:



- a. Art
- b. Physical Education
- c. English
- d. Science
- e. Maths
- f. History

- 1. We learn English words.
- 2. We learn about numbers.
- 3. We paint, cut and draw.
- 4. We learn about the past.
- 5. We do experiments.
- 6. We do exercise and play sports.



5. Look around your classroom and say YES or NO:

- a. The teacher is writing on the board. YES / NO
- b. Two classmates are writing. YES / NO
- c. Your deskmate has got watercolours and a paintbrush. YES / NO
- d. The teacher uses glue and scissors in Maths class. YES / NO
- e. Your desk is floating. YES / NO

6. Listen and talk with your friend. Use the words in exercise 4.



What's your favourite subject?

My favourite subject is History.

Why?

Because we learn about kings and queens.



Lesson 2

1. Look, listen and repeat:



I am / I'm watching cartoons.
You are / You're drinking orange juice.
He is / He's writing a poem.
She is / She's having breakfast.
It is / It's making a lot of noise.
We are / We're running in the schoolyard.
You are / You're sitting at your desks.
They are / They're swimming in the sea.

watch + **ing** → watching
 drink + **ing** → drinking
 write + **ing** → writing
 have + **ing** → having
 make + **ing** → making
 run + **n** + **ing** → running
 sit + **t** + **ing** → sitting
 swim + **m** + **ing** → swimming

2. Put the words in the right place. Follow the example:

try → trying make → making shop → shopping

- do
- smile
- sit
- plan
- put
- dance
- hide
- learn
- wear
- cry
- play
- move
- ride
- clap
- run

3. Look at the picture and write:



- a. The girl is sleeping on the chair.
No, the girl is dancing next to the chair.
- b. The boy is running in the classroom.
No,
- c. The cat is playing with a mouse.
No,
- d. The teacher is reading a book.
No,



4. Look, listen and repeat:



I am not / I'm not watching cartoons.
You are not / You aren't drinking milk.
He is not / He isn't writing a poem.
She is not / She isn't having breakfast.
It is not / It isn't making a lot of noise.
We are not / We aren't running in the park.
You are not / You aren't sitting at your desks.
They are not / They aren't swimming in the sea.

Am I watching cartoons?

Yes, *I am*. / No, *I am not (I'm not)*.

Are you running in the schoolyard?

Yes, *we are*. / No, *we are not (we aren't)*.

Is she having breakfast?

Yes, *she is*. / No, *she is not (she isn't)*.

Are they swimming in the sea?

Yes, *they are*. No, *they are not (they aren't)*.



5. Put the words in the right order:



- a. having / father / are / and / lunch / mother. Father and mother are having lunch.
 b. you / cake / a / chocolate / making / are? _____
 c. isn't / book / Blip Blop / a / reading. _____
 d. a / snowman / the / making / children / are. _____
 e. is / cat / the / in / playing / garden / the? _____


6. Look at the pictures and talk with your friend, like this:



Is he reading a book?



No, he isn't. He is writing a letter.



Lesson 3

1. Look, listen and read:

Blip Blop: It's the break! Look at my classroom!

Tommy: Look, the teacher is writing on the board.

Christie: Blip Blop, I am talking with your classmates, they are so funny!


Blip Blop: Jenny, what are you doing?

Jenny: I am listening to music. It's my favourite song!

Christie: Tommy, are you eating a sandwich?

Tommy: No, I'm not. I'm eating an apple pie.

Blip Blop: Smile, everybody!
I am taking a picture of you all!



2. Read again and answer YES or NO:



a. The robot-teacher is writing in the notebook.

YES / NO

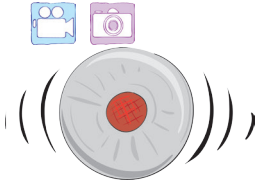
b. Jenny is listening to her favourite song.

YES / NO

c. Blip Blop is taking a picture.

YES / NO


3. Look, listen and repeat:



break



listening to music



apple pie



taking a picture

4. Look and write:



write



a. I 'm writing

_____.

read



b. He _____

_____.

not play



c. You _____

_____.

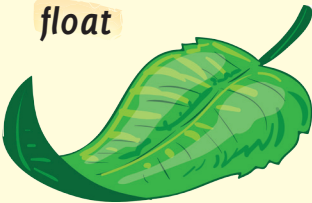
paint



d. We _____

_____.

float



e. It _____

_____.

take a picture



f. They _____

_____.

eat



g. It _____

_____.

not dance



h. She _____

_____.

5. Play mime! Use the words below:



play computer games

do homework

listen to pop music

make a cake

ride a horse

swim in the sea

drink water

read a book

go to school



You are playing with a toy car.

No, I'm not. I'm playing computer games.



6. Fill in the blanks, then write the names:



This is a photo of my classmates. Jessica (eat) _____ an apple pie.
 Tom (not write) _____. He (take) _____ a picture.
 Jack (listen) _____ to music. Mary and Susan (talk) _____.
 Miss Brown (write) _____ on the board.

7. Look around your classroom. Say what your classmates are / aren't doing.

Listen and use the words below:

listen swim sing talk eat write smile sit learn dance play



— Look at George! He **is listening** to music. —

— Look at Tom! He **isn't writing**. He is singing a song. —



8. Choose the right answer:



- a. He **is** / are reading a book.
- b. My teacher **are** / is talking with my classmates.
- c. The boys **is** / are listening to music.
- d. Tom and his friend **are** / is swimming.
- e. We **is** / are making a cake.

9. Fun Time! Go to the end of the book!

Revision

1. Read and complete the letter:



Dear Mum,

We are visiting Blip Blop's  school today.

I like it very much. His  _____

are very nice and their _____ 

is a robot! They have got a funny


 _____ . Their desks are

_____ 

I am happy to be here.

Love,

Jenny



2. Write the questions, then answer:

a. you / wear / a shirt today?

Are you wearing a shirt today?

Yes, I am. No, I'm not.

b. your best friend / sit / next to you?

c. your teacher / write / on the board?

d. you / play / with your classmates?

3. Tongue twister!



Put your pencils and your pens into your pencil case.


Project

1. Listen and draw Blip Blop's robot!



This is Blip Blop's robot.

- It is shorter than Blip Blop.
- Its body is small and fat, it's fatter than Blip Blop.
- Its legs are short, but its arms are longer than Blip Blop's arms.
- The robot's head is round and it is smaller than its body.
- Its eyes are bigger than Blip Blop's and its face is funny!



2. Make your own portfolio: Create your own robot!


Ask your teacher to help you!

You need:




an empty tin or can

coloured paper



colourful buttons



a plastic cup or a paper cup



two toilet paper rolls



glue




scissors


Step 1: Wash the cup and the tin, then let them dry.

Step 2: Use the glue to stick the parts together as you see in the picture: the tin is the body, the cup is the head, the rolls are the legs.

Step 3: Make the arms from coloured paper as you see in the picture.



Step 4: Decorate your robot with buttons or even stickers.



Around the World

At School

Children in Japan are the best in the world at reading and maths! When the answers they give are correct, the teacher draws a circle on their notebooks. When they learn a new lesson, the children who finish the exercises first teach the other pupils! Children around the world usually learn between 26 and 33 letters, but Japanese children learn more than two hundred symbols a year!



In France, children start school when they are 6 years old. Schools there are very modern, many children use computers during their lessons. At school, students learn how to read, write and solve maths problems, but they also learn how to prevent accidents and



how to save a person's life in case of emergency! At the end of primary school, they receive a certificate.

Children in Africa wake up very early to go to school. There aren't many schools and some children walk a long way to get there. In most African schools, children wear uniforms. The most important subjects are reading and writing. There are 40 to 60 pupils in a classroom and only one teacher! During the breaks, the children do sports. Many are very poor and can't go to school because they must help their parents at home or with their jobs.



1. Read and match:



1. In Japan...
2. In Africa...
3. In France...

children often walk a long way to get to school.
children learn what to do in case of an accident.
children are very good at Maths.

2. Make a poster of your ideal school. Present it to the class!

Unit 6 My Busy Week Lesson 1

1. Look, listen and read:



What do you do in the morning, Blip Blop?



I wake up at 7:30, I brush my teeth and I have breakfast. Then, I go to school.

1.



How about in the afternoon?



I have lunch at 12:30, I do my homework, then I play with my sister. We ride our super-bikes on Wednesdays, we run in the park on Thursdays and we fly our spaceships at the weekend.

2.

What do you do in the evening?



I spend time with my family. We have dinner together. Then, my father reads a book, my mother watches TV and I play computer games.

3.

You are so busy! When do you go to bed?



At 10 o'clock in the evening. I read a bedtime story, then I have a good sleep.

4.

2. Read again and answer YES or NO:



- Blip Blop wakes up at half past seven in the morning.
- Blip Blop and his sister fly their kites on Thursdays.

YES / NO

YES / NO

3. Look, listen and repeat:




brush
teeth



have
breakfast



have
lunch



have
dinner



fly a
spaceship

4. Use the activities in exercise 3 to complete the sentences:

- In the morning I brush my teeth.
- After school I _____, then I do my homework.
- In the evening I _____ with my family.
- At the weekend I often _____ my _____.
- At 7 o'clock I _____, then I go to school.



5. Find the days of the week and put them in the right order.



- _____
- _____
- _____
- _____
- _____
- _____
- _____

Lesson 2

1. Look, listen and repeat:



Affirmative

I **play** a game.

You **play** a game.

He / She / It **plays** a game.

We **play** a game.

You **play** a game.

They **play** a game.



run → runs

watch → watches

go → goes

kiss → kisses

do → does

finish → finishes

fix → fixes

play → plays

but:

study → studies



2. Put the words in the right box:

copy write wash skate pray dance match
drink cry fly try say mix stay spray relax

run-runs

play-plays

watch-watches

study-studies

3. Read and complete the sentences:



a. I _____ eat  (eat) an apple every day.

b. Blip Blop  _____ (fly) his spaceship every Monday.

c. They  (play) football on Sundays.

d. Blip Blop's friends  _____ (watch) TV at the weekend.

e. Jenny  _____ (do) her homework in the afternoon.

f. Christie  (go) to bed at 9 o'clock in the evening.

Lesson 3



1. Look, listen and read:

- Christie:** Blip Blop, what time do you wake up on Saturdays and Sundays?
- Blip Blop:** I wake up at 9, because I don't go to school. At half past 9 I have breakfast with my family.
- Tommy:** What do you do after breakfast?
- Blip Blop:** I meet my friends in the park.
- Christie:** When do you have lunch?
- Blip Blop:** I have lunch at 2 o'clock. I eat soup, steak and salad. For dessert I have cupcakes.
- Jenny:** What do you do in the afternoon?
- Blip Blop:** I visit my friend Ally and we play computer games.
- Tommy:** What do you do in the evening, Blip Blop?
- Blip Blop:** I watch my favourite TV show.

2. Read again and answer YES or NO:



- a. Blip Blop wakes up at half past 7 on Sundays. **YES / NO**
- b. Blip Blop has lunch at 12 o'clock. **YES / NO**
- c. Blip Blop meets his friends after breakfast. **YES / NO**

3. Look and match:



It's 7 o'clock. It's half past 3. It's quarter to 12. It's quarter past 5. It's half past 9.

4. Look, listen and repeat:



Negative

I do not play chess.
 You do not play chess.
 He does not play chess.
 She does not play chess.
 It does not play chess.
 We do not play chess.
 You do not play chess.
 They do not play chess.

Short form

I don't play chess.
 You don't play chess.
 He doesn't play chess.
 She doesn't play chess.
 It doesn't play chess.
 We don't play chess.
 You don't play chess.
 They don't play chess.

Interrogative

Do I play chess?
 Do you play chess?
 Does he play chess?
 Does she play chess?
 Does it play chess?
 Do we play chess?
 Do you play chess?
 Do they play chess?

Short answers

Yes, I / you / we / they do.
 Yes, he / she / it does.

No, I / you / we / they don't.
 No, he / she / it doesn't.

5. Look and say. Then write:



Does he eat an apple in the morning?

Yes, he does.



_____ on Mondays?



_____ at the weekend?



_____ in the evening?



_____ in the evening?



_____ at 9 o'clock?

6. Read and match:




- | | |
|--|--|
| a. Does Blip Blop go to school by bus? | 1. Yes, he does. He plays "Space Mission". |
| b. Do Bill and Ron play tennis on Fridays? | 2. No, I don't. I don't like going shopping. |
| c. Do you go shopping every weekend? | 3. No, he doesn't. He rides his spaceship. |
| d. Do the children eat lunch at 1 o'clock? | 4. Yes, they do. It's their favourite game. |
| e. Does Nicholas play computer games? | 5. Yes, they do. They like steak and fries. |

7. Choose the right answer:



- | | |
|---|--|
| a. Blip Blop <i>ride</i> / <u>rides</u> his bike to school every morning. | e. We usually <i>visit</i> / <i>visits</i> our friends on Saturdays. |
| b. <i>Does</i> / <i>Do</i> you like spaghetti? | f. Emma <i>finish</i> / <i>finishes</i> school at 1 o'clock. |
| c. <i>I don't get up</i> / <i>doesn't get up</i> at 7 o'clock in the morning. | |
| d. <i>Does</i> / <i>Do</i> Freddie live in London? | |



8. Circle and correct the mistakes:



- I goes to school at 8 o'clock in the morning. _____
- Does we play football on Wednesdays? _____
- Rosie don't take the bus to school. _____
- They does their homework in the afternoon. _____
- Do Blip Blop meet his friends every Tuesday? _____

9. Interview your friend. Listen, then ask about the activities below:



When do you visit your grandparents?
On Sundays.

What time do you wake up?
I wake up at 7 o'clock.










have lunch start school
watch TV have dinner
go to the park do homework
play computer games
visit grandparents

Revision

1. Read and complete the sentences:



Jenny and her timetable

Hi! I'm Jenny and this is my daily timetable. Every morning I  _____
_____ at 7 o'clock when my alarm clock rings. I go to the bathroom and
I  _____ my teeth, then I  _____ breakfast. At half past 7 I
take my schoolbag and I  _____ to school. The classes start at 8 o'clock and they
finish at 12. After school, I usually meet my friends in the park. In the afternoon,
after I  _____ my homework, I spend time with my parents. We have
dinner and then we  _____ TV or listen to music.
I usually  _____ to bed at half past 9.
Good night, everybody!

2. Read the text in exercise 1 again, then answer the questions:

a. What does Jenny do at 7 o'clock in the morning?

b. What does Jenny do after she wakes up?

c. What does Jenny do after she has dinner?

d. What does Jenny do at half past 9?











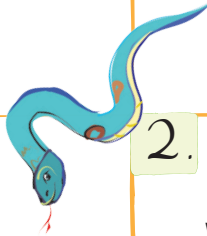
3. Tongue twister!



What day is today if tomorrow's Thursday?

Project Plutonium's Day

What does Plutonium do every day? Roll the die, play the game and find out!

<p>16. Plutonium goes to sleep at 4:15 in the afternoon</p> 	<p>18. Plutonium has dinner at 6:30 in the evening</p>	<p>20. Plutonium flies its spaceship in the evening</p>	<p>Plutonium goes to bed at 10:30 in the evening</p> <p><i>Finish!</i></p>
<p>14. Plutonium goes to the park at 2:15 in the afternoon</p> 	<p>17. Plutonium goes to sleep at 1:00 in the afternoon</p> 	<p>19. Plutonium has lunch at 12:30</p> 	<p>12. Plutonium plays in the yard</p> 
<p>15. 6. Plutonium watches TV</p> 	<p>13. 8. Plutonium goes to sleep at 9:15</p> 	<p>11. 10. Plutonium goes to sleep at 9:15</p> 	<p>9. Start Plutonium wakes up at 5:30 in the morning</p>
<p>5. 4. Plutonium has breakfast at 6:00 in the morning</p>	<p>3. 2. What time does your pet wake up?</p> 	<p>1. 1. Plutonium wakes up at 5:30 in the morning</p>	<p>1. 1. Plutonium wakes up at 5:30 in the morning</p>

Unit 7 A Perfect Weekend Lesson 1

1. Look, listen and read:

It's the weekend. What can we do?

At the weekend I usually fly my spaceship. Do you want to try it?

Of course!

1.

Hello, boys. What are you doing here?

Blip Blop often flies his spaceship at the weekend. He is teaching me today.

2.

OK. Let's go and visit my grandparents. My grandma always cooks delicious cakes on Saturdays.

Well, that's a great idea. Can I come with you?

Yes, of course!

3.

Let's take Christie, too. She usually watches TV or reads a book at the weekend.

Wow, this is great! It's the best weekend!

4.

2. Read again and answer YES or NO:

- a. Tommy usually flies his spaceship at the weekend. YES / NO
- b. Christie usually reads a book at the weekend. YES / NO

3. Look, listen and repeat:



go for
a walk



go shopping



go to the
cinema



go to the
gym



visit
grandparents

4. Read the text in exercise 1 again. Write T (true) or F (false):




- Blip Blop usually flies his spaceship at the weekend. _____
- Tommy is watching TV. _____
- Jenny wants to join the boys. _____
- Grandma always cooks delicious cakes on Sundays. _____
- Christie is at home. _____

5. Complete the sentences:



- George goes for a walk _____ (go for a walk) at the weekend.
- Lucy _____
(not / go shopping) on Saturdays.
- _____ Christie _____
(go to the cinema) on Sundays?
- _____ Tommy and Sue _____
(go to the gym) on Fridays?
- Tommy and Sue _____
(not / visit their grandparents) at the weekend.
- Sam _____
(not / fly his spaceship) at the weekend.



Lesson 2

1. Look, listen and repeat:



in



In the morning

In August

In summer

at



At 10 o'clock

At night

At the weekend

At Christmas

on



On Monday

On my birthday

On New Year's day

2. Fill in:

IN

AT

ON



a. I usually have lunch at 8 o'clock.

c. I receive a lot of presents _____

b. My father watches TV _____
the evening.

my birthday.

d. What do you do _____ Christmas?

3. Answer the questions. Use the words in exercise 1:



When do you visit your grandparents?

At the weekend.



When do you go to school?

When do you go swimming?

When do you decorate the Christmas tree?

When do you go to bed?

4. Listen and talk with your friend, like this:



weekend / play football

What do you do at the weekend? I play football.



a. Saturday / go to the cinema

c. Monday / go to dance classes

b. evening / listen to music

d. weekend / clean my room

5. Look, listen and repeat:



always 666666

I *always* brush my teeth in the morning.

usually 66666

We *usually* meet our friends after school.

often 6666

Jane *often* eats pizza on Saturday.

sometimes 666

You *sometimes* help your mother in the kitchen.

rarely 66

Bill *rarely* listens to the radio.

never 6

They *never* drink coffee.



Do you always wake up at 7 o'clock?
I don't usually play computer games on Monday.



6. Complete the sentences using the words in exercise 5.



- I _____ eat sandwiches in the evening. 66
- Fred _____ visits his cousins at the weekend. 66666
- You _____ go to the seaside in winter.
- My father _____ goes to work at 8 o'clock. 666666
- They _____ write letters at Christmas. 6666
- We _____ take the bus to school. 6

7. Put the words in the right order:

- the / under / The / sleeps / night / bed / cat / usually / at
The cat usually sleeps under the bed at night.
- in / The / make / children / a / always / snowman / winter

- sometimes / to / market / mother / on / the / My / goes / Fridays

- cartoons / often / Robbie / the / in / watches / afternoon

- cousins / never / letters / New / Eve / on / Year's / My / write



Lesson 3

1. Look, listen and read:



Tommy: Blip Blop, what is your favourite cartoon?

Blip Blop: It's "Crazy Space Adventures". It's a very funny cartoon.

Jenny: When do you usually watch it?

Blip Blop: I always watch it at half past 7 in the evening.

Christie: What is it about?

Blip Blop: It's about a group of friends from Planet Sweetonia. They go to many interesting planets and they have funny adventures. They always make a lot of new friends.

Tommy: What is your favourite episode?

Blip Blop: My favourite episode is when they find a magic box.

Christie: Wow! What's in the magic box?

Blip Blop: A lot of toys for everybody!

Jenny: This is a very interesting cartoon.

Blip Blop: Let's all watch "Crazy Space Adventures"!

2. Read again and answer YES or NO:



a. Blip Blop's favourite cartoon is "Crazy Space Adventures". YES / NO

b. The heroes from "Crazy Space Adventures" are from Planet Earth. YES / NO


3. Match, then write the name of the TV programme:



news



comedy



cartoon



weather channel



sports channel



4. Listen and say what Blip Blop's family watches on TV:



Grandpa / watch the weather channel 666666



How often does Blip Blop's grandpa watch the weather channel?

He always watches the weather channel.



a. parents / watch the news 6666

c. Grandma / watch comedy 66

b. sister / watch the weather channel

d. friends / watch adventure films 666

5. Read and match:



- a. Blip Blop never goes to bed late. ◆
- b. He always plays games on Sunday.
- c. His favourite cartoon starts at 7:30.
- d. He sometimes rides his superbike.

- 1. He often rides it in the park.
- 2. It finishes at 8 o'clock.
- 3. He usually goes to sleep at 9 o'clock.
- 4. His friend Ally plays with him.

6. Read and complete:

From: Tommy@spacemail.com
To: Blip_Blop@spacemail.com
Subject: My weekend activities

have breakfast go to bed
 wake up ride our bikes



Dear Blip Blop,
 How are you? I want to tell you about my weekend activities. I usually _____
 at 8:30 in the morning. Then I go to the kitchen and I _____. I love
 Saturdays because my mother makes delicious cakes. In the afternoon I go to the park
 with my friend and we _____. We have a lot of fun! I _____
 _____ at 10 o'clock in the evening. Please tell me about your weekend activities!

Love, Tommy

7. Look at the pictures, read and correct:




a. Blip Blop goes to school at 7.
Blip Blop doesn't go to school at 7. He wakes up at 7 o'clock.



b. Jenny watches TV at noon.



c. Tim and Blip Blop do their homework on Saturday.



d. Jenny and Christie play football at the weekend.

8. Find the words, then complete the sentences:



- a. I _____ watch cartoons at the weekend.
- b. He _____ does his homework on Saturday.
- c. She _____ goes shopping with her friends.
- d. My friends _____ go to school by bike.
- e. We _____ go to the mountains in summer.
- f. I _____ eat a sandwich at noon.

9. Fun Time! Go to the end of the book!

Revision

1. Read and match:

- a. We get lots of presents
- b. I had a delicious cake
- c. Do you go to bed late
- d. What time do you finish school

in
at
on

- 1. my birthday
- 2. Monday?
- 3. Christmas.
- 4. the evening?

2. Read and write:



a. Tommy wakes up
(wake up) at 7:30.



b. Does he have (he /
have) breakfast at 8 o'clock?



c. At half past eight he

(do) his homework.



d. He _____
(not / go) to school on
Saturdays.



e. He usually _____
(meet) his friends on
Sundays.



f. _____ (he / play)
in the park in the
afternoon?

3. Tongue twister!




My mum makes me muffins on Mondays in March.

Project





1. What time is it? Colour in the right time in the table and find out what Blip Blop says!

1. It's six o'clock.
2. It's quarter past seven.
3. It's half past eight.
4. It's quarter past nine.
5. It's quarter to eleven.
6. It's quarter past eleven.
7. It's twelve o'clock.
8. It's one o'clock.
9. It's half past two.
10. It's quarter past three.



6:00	7:00	8:00	9:00	10:00	11:00	12:00	1:00	2:00	3:00
T	O	T	M	V	B	R	F	C	G
6:15	7:15	8:15	9:15	10:15	11:15	12:15	1:15	2:15	3:15
Z	I	U	E	N	O	G	P	L	N
6:30	7:30	8:30	9:30	10:30	11:30	12:30	1:30	2:30	3:30
P	E	M	J	B	X	Y	G	U	J
6:45	7:45	8:45	9:45	10:45	11:45	12:45	1:45	2:45	3:45
Y	Q	L	K	F	P	B	W	Z	S

2. Now make your own portfolio! Create your family's daily timetable and present it to the class! Then, compare it with the ones of your classmates and talk, as in the example:

Day & time	You	Mother	Father	Your brother / sister / pet
Monday 7:30	Wake up 	Make breakfast 	Read the newspaper 	Eat a big bone 

What do you do on Monday at half past seven?

I wake up.

What about your dog?

My dog eats a big bone at half past seven!



Around the World

Be Happy and Healthy!

Hobbies are very important for a happy and healthy life. Scientists say that hobbies help us stay young for longer, especially if we choose a hobby like doing sports. Running, playing games or dancing give you a lot of energy! When you play sport, you can meet people and make new friends!

Hobbies are also great for your brain! Activities like doing crossword puzzles, playing chess, dominoes, or painting can improve your memory and emotional intelligence, not to mention your imagination. Having a hobby means enjoying activities in your free time and perhaps even feeding your creativity.

Another good thing about hobbies is that they keep you calm. After a difficult day at work, if you do something you like, this helps you relax and brings a smile to your face! When you play a musical instrument, plant flowers in your garden or cook your favourite food, you can forget your problems!



1. Read and complete:



1. Hobbies are important for a _____ life.
2. Hobbies keep you _____.
3. Doing puzzles and playing chess can improve your _____.

2. Draw your favourite hobby! Describe it to the class!

Merry Christmas!



1. Look, listen and read:

Jenny: It's the end of December. On Earth, people are preparing for Christmas. Blip Blop, do you want to celebrate Christmas with us?

Blip Blop: It's a great idea, Jenny!

Tommy: Let's decorate the Christmas tree with tinsel, lights and colourful baubles!

Christie: Don't forget the star on top!

Jenny: It looks beautiful! Now we can sing carols and wait for Santa Claus. He comes tonight in a sleigh pulled by his reindeer.

Blip Blop: Does he come in through the door?

Tommy: No, he comes down the chimney! He's got lots of presents in his sack!

Christie: Merry Christmas, everyone!



2. Read the text in exercise 1 again and match:



- | | |
|----------------------------|--|
| a. The children put... | 1. down the chimney. |
| b. Santa comes... | 2. by reindeer. |
| c. The sleigh is pulled... | 3. tinsel, lights and colourful baubles on the tree. |

3. Listen and learn the poem: Christmas Is Here!










Through the snow and through the ice,
Santa comes if you are nice!
The many letters children write,
He reads them all with great delight,

With his sleigh he flies all night,
Pulled by reindeer fast as light.
He surely brings under the tree
A lot of gifts for you and me!

4. Read and complete Jenny's letter:



Dear Mum,

I'm having a great time here on Blip Blopia! I'm sending you a  _____ of me and my friends on Christmas Eve. Look at us! We are very funny! We are talking about presents. Christie is decorating the _____  with lots of _____  and a big _____ . It looks beautiful! We are also leaving some carrots and apples for Santa's _____ . I can't wait to see what present Santa has in his _____  for me! We are singing _____  and we are having a great time!

Merry Christmas!


Jenny

5. Write a letter to your friend and tell him / her what you usually do at Christmas.

6. Do the Christmas puzzle:



- Santa Claus puts all the presents in it.
- They pull Santa's sleigh.
- We sing these songs on Christmas Eve.
- They are white and they fall from the sky.
- It's snowing! Let's make a...!
- Santa Claus comes down the...
- We sometimes write these at Christmas.
- We put these on the Christmas tree.



Saint Valentine's Day



1. Look, listen and read:

Blip Blop: Hi, Jenny. What are you doing?

Jenny: I'm making a Valentine's Day card for my friends.

Blip Blop: What is Valentine's Day?

Jenny: It's the day when we celebrate love. It's on 14th February.

Blip Blop: Who is Valentine?

Jenny: Saint Valentine is a very kind priest in Roman history. He protects people who love each other.

Blip Blop: What do people do on Saint Valentine's Day?

Jenny: On Saint Valentine's Day people give presents to the ones they love. Heart-shaped chocolates, teddy bears, roses and special cards are the most common presents people give each other on this special day. Another symbol of love is Cupid, who is the son of Venus, the goddess of love in Roman mythology. His golden arrows are magical and they can help a person find true love!

Blip Blop: What interesting stories! Let's celebrate Saint Valentine's Day on Blip Blopia, too!



2. Choose the right answer:

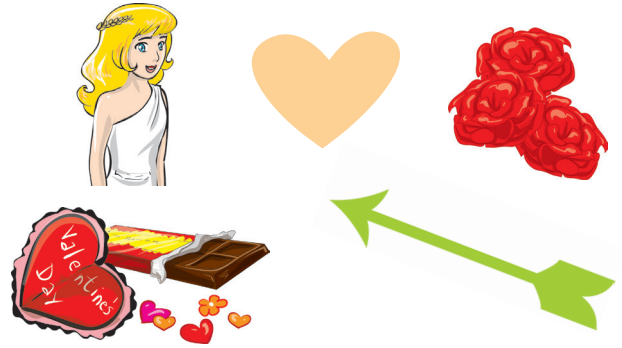


- | | |
|--|--|
| a. We celebrate Saint Valentine's Day... | 1. people give presents to the ones they love. |
| b. Saint Valentine... | 2. on 14 th February. |
| c. On Saint Valentine's Day... | 3. are the most common presents. |
| d. Chocolates, teddy bears and roses... | 4. is the son of Venus, the goddess of love. |
| e. Cupid... | 5. is a very kind priest in Roman history. |

3. Join the dots and colour in Cupid:



4. Match the pictures with the words:



heart

chocolates

goddess

roses

arrow

5. Draw a Valentine card. Choose the right word to complete the poem:

you sweet blue red

Roses are...
Violets are...
Sugar is...
And so are...

Final Revision



1. Choose the right word:

5 points

Hello everyone! I am Blip Blop. *This / These* is my planet, Blip Blopia. *That / Those* is my dog, Plutonium. *This / These* are my parents. My mother is a chef and my father is a pilot. *That / Those* are my grandparents. My grandpa likes gardening and my grandma likes cooking. *That / Those* is their beautiful house. I love my family!

2. Now answer the questions:

5 points

- | | | |
|-------------------------------|-----------------------|---------------------|
| a. Who is Plutonium? | 1. Blip Blop's father | 2. Blip Blop's dog |
| b. Blip Blop's mother is a... | 1. nurse | 2. chef |
| c. Blip Blop's father is a... | 1. doctor | 2. pilot |
| d. His grandpa likes... | 1. gardening | 2. playing football |
| e. His grandma likes... | 1. singing | 2. cooking |

3. Complete the sentences:

5 points

on under in front of behind next to

I have got a big room. There is a desk _____ the bookcase and a big bed _____ it. I keep my skateboard _____ the bed, but sometimes I put it _____ the door. I have many posters with my favourite band _____ the wall. My room is the best!

4. Complete the sentences with the words below:

7 points

my your his her our their

- | | |
|---|---|
| a. Where is (you) _____ book? | e. (We) _____ house is very big. |
| b. This is (I) _____ sister, Anna. | f. This is my brother. (He) _____ name is Tom. |
| c. I like (she) _____ new dress. | g. Children, can you tell me (you) _____ names, please? |
| d. (They) _____ mother works in a hospital. | |

5. Complete the sentences with the correct form of the words: **8 points**

- a. Grandma is 60 years old. Mother is 30. Grandma is _____ (old) than mother.
- b. The Alps are the _____ (high) mountains in Europe.
- c. Zebras are big animals, but elephants are _____ (big) than zebras.
- d. August is the _____ (hot) month of the year.

6. Order the sentences and read the dialogue: **9 points**

- I am cleaning my spaceship.
- Can we come, too?
- Why? Where are you going?
- Hello, Blip Blop! What are you doing?
- Of course you can!
- I am going to visit my grandparents.

Answer the questions in your notebooks:

- a. What is Blip Blop doing?
- b. Where is he going?
- c. Is he taking his friends with him?

7. Put the words in brackets in the correct form: **5 points**

- a. I usually (watch) _____ TV in the evening, but now I (do) _____ my homework.
- b. How often (water) _____ you _____ the plants?
- c. My father (clean) _____ his car at the weekend, but this weekend he (dig) _____ the garden.
- d. Listen! Somebody (play) _____ the piano.

8. Complete the sentences with IN, AT, ON: **6 points**


- a. We usually visit our grandparents _____ the weekend.
- b. I receive many presents _____ my birthday.
- c. We usually go to the seaside _____ August.




Total: 50 points

Word List


Unit 1


along
am
are
atmosphere
building
cloud
crystal
distant
Earth
easy
everything
favourite
gas
giant 
go
Good afternoon!
Good evening!
Good morning!
Good night!
happy to
see you
he
hello
here
hi
hope


hospital
I
ice
interesting
into
is
it
left
map
moon
museum
my
natural
nice to see you
opposite
orbit 
park
planet
right
satellite
school
she
space
spaceship
sport
storm
street

supermarket
telescope
tennis
theatre
they
town
turn
we
welcome back
well
you

Unit 2

armchair
bathroom
bathtub
beautiful
bed
bedroom
behind
big
board game
book
bookcase
carpet
cat 
CD
chair

coffee table
comfortable
computer
cooker
cupboard
desk
dining room
dog 
floor
flower
fridge

garage
garden
here 
house
in
in front of
kennel
kitchen
lamp
living room
look
lovely
many
mirror
next to
nice

on
red
room
sink
small
sofa
swing
table
thank you!
that
these
this
those
toilet
tree
TV
under
wall
wardrobe
window
yellow
Unit 3
airport
aunt
brother
character
chef



Word List

chocolate
cousin
doctor
eighty
factory
family
father
fifty
forty
funny
gardener
grandma
grandpa
grandparents
great
hair
her
his
how old?
imitate
ingredient
its
job
kind
mother
my
ninety

nurse
old
one hundred
our
parents
picture
pilot
pretty
pupil
restaurant
sister
sound
student
taste
taster
their
thirty
trick
twenty
type
uncle
video game
voice
winner
year
young



Unit 4

age
birthday
blonde
blue
body
brown
curly
dark
ear
eye
game
glasses
green
hair
happy
happier
has got
have got
home
interview
Milky Way
name
play
plump
reporter
short



shorter
slim
slimmer
start
tall
taller
the funniest
the greatest
the largest
the oldest
the slimmest
the tallest
wavy
what
where
white
who
younger
Unit 5
accident
African
apple pie
art
board
break
certificate
class

classmates
eat
emergency
English
float
France
glue
history
Japan
Japanese
letter
listen to music
maths
modern
paintbrush
physical
education
poor
prevent
primary school
reading
robot
sandwich
science
scissors
solve
song



Word List

strange
subject
take a picture
teach
teacher
timetable
uniform
watercolours
writing
Unit 6
at the weekend
afternoon
bedtime story
brush teeth
busy
chess
computer game
copy
evening
fly a spaceship
Friday
go to bed
have a good sleep
have breakfast
have dinner
have lunch

homework
it's... o' clock
it's quarter past
it's quarter to
Monday
morning
play
pray
relax
ride
Saturday
sleep
spray
Sunday
super-bike
Thursday
Tuesday
TV show
wake up
Wednesday
Unit 7
adventure
always
at
box
brain
cake



calm
cartoon
comedy
creativity
dancing
delicious
difficult
dominoes
emotional
intelligence
go for a walk
go shopping
go to the cinema
go to the gym
happy
healthy
hobby
March
musical
instrument
never
news
often
rarely
scientist
smile

sometimes
sports channel
toy
usually
visit
grandparents
weather
channel
Merry Christmas!
bauble
celebrate
chimney
Christmas
Christmas tree
December
decorate
lights
Merry
Christmas!
prepare
present
pull
reindeer
sack
Santa Claus
sing carols



sleigh
star
tinsel
wait
Saint Valentine's Day
arrow
card
common
goddess
golden
heart-shaped
love
mythology
priest
Roman
rose
son
teddy bear



Fun Time! Unit 5

Lesson 3, exercise 9

A. Listen to the poem and choose the right title:




At school I learn new things each day
I read and write, I sing and play.
My favourite class is Maths, you see
Numbers are fun, let's count to three!

I run and jump and play games in P.E.
I learn about the past in History,
Look, I can paint, I'm good at Art
All the teachers say I'm smart!


a. Art Is My
Favourite Subject

b. School
Subjects

c. My Favourite
Day



B. Colour in your classroom:



Fun Time! Unit 7

Lesson 3, exercise 9

A. Draw your favourite cartoon and write about it:

My favourite cartoon is

_____.

I watch it every _____

at _____ o'clock.

It is about _____

that _____.

I like it a lot!

B. Listen and learn the poem:



Blip Blop's Busy Day

On Monday morning I wake up,
And pour some hot tea in my cup.
I always go to school by bus
And I'm never late for class.
From 8 to 1 I write and play
And learn a lot of things each day!
I sometimes meet my friends at noon,
I often watch funny cartoons,
I rarely read books after 8
And never go to bed too late!

