


Limba modernă Engleză

Clasa a III-a
Semestrul al II-lea



Elena Sticlea

Cristina Mircea

Booklet

Limba modernă Engleză

Manualul interactiv LIMBA MODERNĂ ENGLEZĂ - Clasa a III-a - Semestrul al II-lea

se adresează elevilor de clasa a III-a și profesorilor îndrumători.

Ușor de utilizat și foarte eficient structurat, manualul vizează:

- îmbogățirea vocabularului uzual;
- aprofundarea noțiunilor de gramatică;
- dezvoltarea competențelor generale: receptarea, exprimarea și redactarea mesajelor esențiale pentru situațiile de comunicare uzuală.

Tematica: anotimpurile, vremea și lunile anului, animalele domestice și sălbatice, numerele de la 11 la 20, locații în oraș, meseriile, activitățile cotidiene, timpul liber, sănătatea și corpul omenesc, sărbători (Ziua Mamei și Paștele)

Versiunea electronică reproduce toată informația din manualul tipărit, aducând totodată un plus de conținut. Fiecare unitate conține animații video și cântece, activități de asociere, de tip adevărat sau fals și de completare a spațiilor libere. Designul este atractiv, iar navigarea se face ușor, fără să obosească privirea.

978-606-590-249-7
978-606-590-251-0



Acest manual este proprietatea Ministerului Educației și Cercetării Științifice

Manualul școlar a fost aprobat prin Ordinul ministrului educației naționale

nr. 5043 din 25.08.2015, în urma evaluării,

și este realizat în conformitate cu programa școlară aprobată

prin Ordinul ministrului educației nr. 5003 / 02.12.2014.

Ministerul Educației și Cercetării Științifice

Limba modernă Engleză

Clasa a **111**-a
Semestrul al **11**-lea

Elena Sticlea

Cristina Mircea

OMEN nr. 5003/02.12.2014 (Anexa 2)

Număr de pagini manual: 72

Număr de telefon european

de asistență pentru copii: 116111

 **Booklet**

Manualul este distribuit elevilor în mod gratuit, atât în format tipărit, cât și în format digital,
 și este transmisibil timp de patru ani școlari, începând cu anul școlar _____
 Inspectoratul școlar _____
 Școala / Colegiul / Liceul _____

Anul	Numele elevului	Clasa	Anul școlar	Aspectul manualului*			
				format tipărit		format digital	
I							
II							
III							
IV							

*Pentru precizarea aspectului manualului se va folosi unul dintre următorii termeni: nou, bun, îngrijit, neingrijit, deteriorat.

*Cadrele didactice vor verifica dacă informațiile înscrise în tabelul de mai sus sunt corecte.

*Elevii nu vor face niciun fel de însemnări pe manual.

Descrierea CIP a Bibliotecii Naționale a României

STICLEA, ELENA

Limba modernă engleză: clasa a III-a: (cu CD) /

Elena Sticlea, Cristina Mircea. - București: Booklet, 2015.

2 vol.

ISBN 978-606-590-249-7

Semestrul 2. - ISBN 978-606-590-251-0

I. Mircea, Cristina

811.111(075.33)

Echipea editorială:

Redactori: Ioana Tudose
 Diana Pișcărac
 Andreea Buliga
 Radu Lilea

Design interior

și copertă: Anca Vrănescu

Ilustrații: Oana Zvâncă

Animații: Mihai Trandafirescu
 Sorin Ștefan Trandafirescu

Digital: XStudios

Voci: Ella Gambold
 Ciaran Coyle
 Clive Richard Forbes Sheppard
 Elena Sticlea

Interpretare

muzicală: Luisa Neag

Editura Booklet

Pentru comenzi:

tel/fax: 021 430.3095

e-mail: comenzi@booklet.ro

Comenzi online:

www.booklet.ro

Welcome Back!



Simbolurile utilizate în manualul digital:



exerciții
interactive



elemente
audio



elemente
video



ilustrații



pozește
aplicația

Table of Contents

Units	Topic	Vocabulary	Grammar	At the end of this unit you will be able to ...
<p>8. <i>We Are Surfing in Hawaii</i> pp. 6 - 13</p>	<ul style="list-style-type: none"> The seasons Writing an e-mail / a postcard to a friend 	<ul style="list-style-type: none"> summer activities numbers 1-12 countries and landmarks: Hawaii, the beach 	<ul style="list-style-type: none"> Present Continuous – affirmative, interrogative, negative Short answers 	<ul style="list-style-type: none"> Listen to and understand short conversations about summer activities; Talk about summer activities happening at the moment of speaking; Read a short conversation about summer activities in Hawaii; Write words and phrases to complete an e-mail / a postcard to a friend.
<p>9. <i>The Flying Book</i> pp. 14 - 21</p>	<ul style="list-style-type: none"> Talking about farm animals 	<ul style="list-style-type: none"> farm animals numbers 11-20 countries and landmarks: Romania, Bran Castle 	<ul style="list-style-type: none"> There is / there are The Plural of Nouns – regular, irregular Present Continuous Adjectives: cold, dark 	<ul style="list-style-type: none"> Listen to and understand a short conversation about animals and their actions; Talk about animals' actions and abilities, using irregular plural forms; Read a short conversation about animals' actions; Write words and phrases to complete a crossword and short sentences, using irregular plural forms.
<p>10. <i>The Mystery Agency</i> pp. 22 - 29</p>	<ul style="list-style-type: none"> The town: indicating location Talking about jobs Describing daily routines Telling the time 	<ul style="list-style-type: none"> jobs daily activities 	<ul style="list-style-type: none"> Prepositions of place: next to, in front of, behind, at, to Present Simple – affirmative, interrogative, negative Short answers 	<ul style="list-style-type: none"> Listen to and understand short conversations about: locating buildings in town; daily routines; Talk about daily routines / activities; express the time; describe jobs and related qualities; Read short conversations and sentences about locations, jobs, daily routines, the time of the day; Write words and phrases to complete short sentences about activities related to jobs, the moments of the day and routines.
<p>11. <i>At the Carnival</i> pp. 30 - 37</p>	<ul style="list-style-type: none"> Describing routines and leisure activities 	<ul style="list-style-type: none"> the seasons the weather the months the days of the week the moments of the day 	<ul style="list-style-type: none"> I like / I love / I don't like + ING Verb 	<ul style="list-style-type: none"> Listen to and understand a short conversation about seasons, the weather; express likes and dislikes; Talk about preferences (related to objects and activities); about the weather; about season related activities; Read a short conversation about seasons, typical weather, likes and dislikes; read short paragraphs about holiday activities and the weather; Write words and phrases to complete short sentences and paragraphs about the weather and favourite holiday destinations.

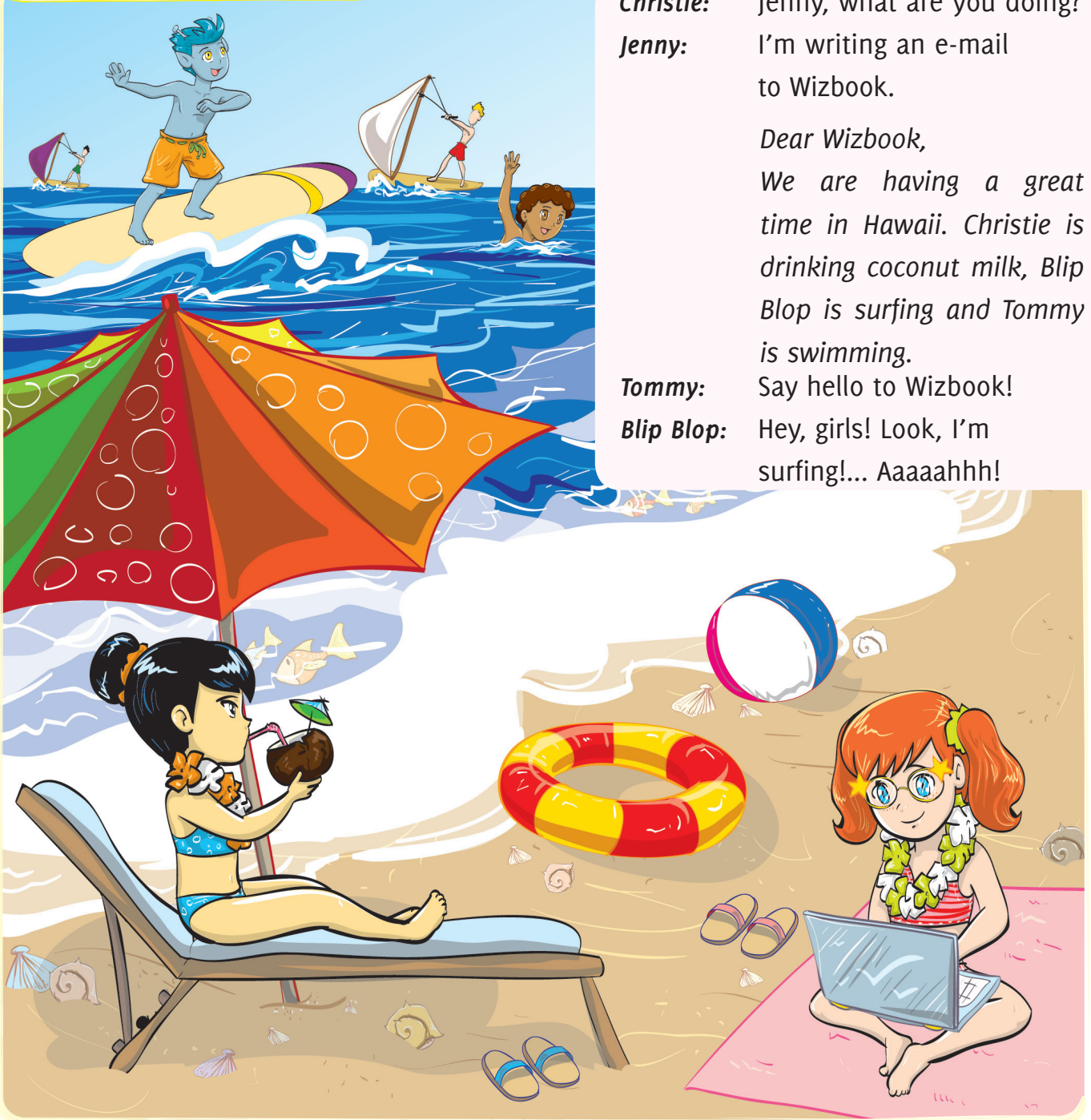
Units	Topic	Vocabulary	Grammar	At the end of this unit you will be able to ...
<p>12. Wizbook Paints In Paris</p> <p>pp. 38 - 45</p>	<ul style="list-style-type: none"> Talking about free time activities and hobbies 	<ul style="list-style-type: none"> leisure activities hobbies clothes 	<ul style="list-style-type: none"> Can - affirmative, negative, interrogative Present Simple + every day / year Present Continuous + now / today Personal Pronoun: subject - object 	<ul style="list-style-type: none"> Listen to and understand short conversations about activities happening now in contrast with repeated activities; Talk about activities happening now in contrast with repeated activities; Read a short conversation about activities happening now in contrast with repeated activities; read sentences about what people can do in a big city; Write words and phrases to complete a short letter to a friend.
<p>13. At the Doctor's</p> <p>pp. 46 - 53</p>	<ul style="list-style-type: none"> Talking about illnesses Talking about wild animals and their origin 	<ul style="list-style-type: none"> illnesses: headache, toothache, stomach ache, cold parts of the body wild animals colours and shapes 	<ul style="list-style-type: none"> Have got / has got Wh - Question words: when, where, what, who, how much, how many Adjectives: long / short, big / small, thin / fat, tall / short Present Simple vs Continuous 	<ul style="list-style-type: none"> Listen to and understand a short conversation about health problems, medical advice, animals and their place of origin and appearance; Talk about health problems, parts of the body and activities related to the parts of the body; ask and answer questions using when, where, what, who, how and about activities happening now in contrast with repeated activities; Read a short conversation about illnesses; short paragraphs describing animals; Write words and phrases to complete short sentences about parts of the body, animals; sentences containing question words.
<p>14. We Are All Friends</p> <p>pp. 54 - 61</p>	<ul style="list-style-type: none"> Preparing a party / celebration Describing people Locating familiar objects and buildings 	<ul style="list-style-type: none"> party elements locations clothes 	<ul style="list-style-type: none"> Possessive Adjective Whose / Noun's 	<ul style="list-style-type: none"> Listen to and understand a short conversation about how to prepare a party; about countries and landmarks; Talk about prices at the market, locations of famous monuments, buildings, objects and their owners; Read a short conversation about how to prepare a party, about countries and landmarks and about people's appearance; Write words and phrases to complete short paragraphs about party preparations and buildings.
<p>Project April Fools' Day Mother's Day Happy Easter!</p> <p>pp. 62 - 63</p>	<ul style="list-style-type: none"> April Fools' Day, Mother's Day and Easter special activities 	<ul style="list-style-type: none"> special season activities 	<ul style="list-style-type: none"> Present Simple 	<ul style="list-style-type: none"> Read short jumbled paragraphs about April Fools' Day and Mother's Day in the UK; Write and design a greeting card for Mother's Day; write words and short phrases to complete short paragraphs about Easter traditions; Imagine and draw a joke for April Fools' Day; decorate an Easter egg.
<p>Final Revision</p> <p>pp. 64 - 65</p>				<ul style="list-style-type: none"> Read about daily routines; actions happening now; sentences containing irregular plural forms; Talk about likes and dislikes; Write short phrases to complete questions and a short e-mail about unusual activities.
<p>Fun time!</p> <p>pp. 66 - 67</p>				<ul style="list-style-type: none"> Sing, recite and listen to songs and poems; Draw and write a birthday card.

Tapescripts
pp. 68-69

Word List
pp. 70-72

Unit 8 We Are Surfing in Hawaii Lesson 1

1. Look, listen and read:



Christie: Jenny, what are you doing?

Jenny: I'm writing an e-mail to Wizbook.

*Dear Wizbook,
We are having a great time in Hawaii. Christie is drinking coconut milk, Blip Blop is surfing and Tommy is swimming.*

Tommy: Say hello to Wizbook!

Blip Blop: Hey, girls! Look, I'm surfing!... Aaaaahhh!

2. Choose the right answer:

Blip Blop is **a.** swimming **b.** surfing **c.** making a sandcastle

3. Listen again and correct the sentences:




1. Hey, **boys**! Look, I'm surfing! _____ *girls*
2. Say **goodbye** to Wizbook! _____
3. I'm writing an **letter**. _____
4. We are having a great time in **China**. _____
5. Christie is drinking **lemonade**. _____
6. Say hello to **Chewbook**! _____

4. Look, listen and repeat:



surf



write an e-mail



swim



dive



make a sandcastle

5. Give true answers about yourself, using *Yes, I can* or *No, I can't*:

- Can you surf?
- Can you write an e-mail?
- Can you swim?
- Can you make a sandcastle?
- Can you dive?

6. You are on holiday with your family. Write an e-mail to your best friend:

Dear _____,

We are having a great time here in _____. _____ is eating an ice cream. _____ is swimming in the swimming pool. My _____ is playing with a ball. My cousins, _____ and _____ are making a sandcastle. We are so happy!

Love,

Lesson 2

I`m writing
 You`re reading
 He`s swimming
 She`s making
 It`s playing
 We`re diving
 You`re flying
 They`re surfing

1. Look, listen and repeat:



I **am writing** an e-mail.

We **are diving** in the sea.

You **are reading** a book.

You **are flying** a kite.

He **is swimming** in the river.

They **are surfing**.

She **is making** a sandcastle.

It **is playing** with a ball.

SWIM + **ING** swimming

PLAY + **ING** playing

MAKE + **ING** making

RUN + **ING** running

COPY + **ING** copying

WRITE + **ING** writing

2. Put the words in the correct box:



sit dance run eat try read skate drink ride play get buy

dive → diving	swim → swimming	copy → copying	surf → surfing

3. Fill in the sentences with: **AM ARE IS**

- a. The cat **is** playing with a mouse. d. We _____ writing an e-mail.
 b. I _____ building a sandcastle. e. John and Mary _____ skiing.
 c. My brother _____ diving. f. The dog _____ sleeping under the bed.

4. Correct the mistakes:

- a. They are **skateing** on ice. _____ c. Tom and Tina **is** dancing. _____
 b. We are **runing** in the park. _____ d. I **are** buying a newspaper. _____

Lesson 3

1. Look, listen and read:

Tommy, what are you doing? Where are Chewbook and Blip Blop? I've got a new e-mail from Wizbook.

I'm making a sandcastle. They are picking shells.

2.

Wizbook: Dear children, I'm happy you are having fun at the beach. Chewbook is bad again. He is sailing in Hawaii. He has got the Ocean Book.

OK, everyone. Let's go now!

1.

3.

I can see Chewbook on that blue boat.

Is he eating the book?

No, he isn't. He is diving now. Blip Blop, fly and get the book!

4.

Well done, Blip Blop! Let's celebrate now!

Good idea! Let's have some vanilla ice cream and some delicious coconut milk.

2. Read again and say YES / NO:

- a. Is Chewbook diving? YES / NO
- b. Are the children eating? YES / NO

3. Answer the questions:

1. Who has got a new e-mail? Jenny
2. Who is making a sandcastle? _____
3. Who is picking shells? _____
4. Who is sailing in Hawaii? _____
5. Who can see Chewbook on the boat? _____
6. Who is diving into the sea? _____

4. Look, listen and repeat:



pick shells



celebrate



sail



cry



beach

5. Choose the correct answer:

- a. You are picking shells / stars.
- b. He is sailing / swimming a boat now.
- c. There's a new train / boat on the river.
- d. It's Christmas Day! We are crying / celebrating.
- e. We are making a sandcastle *on the beach* / *at the North Pole*.



6. Complete the text and guess who is writing:



Dear Wizbook,

We have got the Ocean Book! We are celebrating (celebrate) on the beach. Blip Blop and Christie _____ (dance), Tommy _____ (eat) a big vanilla ice cream and I _____ (drink) a delicious orange juice. Chewbook _____ (not / celebrate), he _____ (cry) on his boat.

Hugs and kisses,

- a. Christie b. Tommy c. Jenny d. Blip Blop

Lesson 4

1. Look, listen and repeat:



Am I writing an e-mail?

Are you reading a book?

Is he swimming in the river?

Is she making a sandcastle?

Is it playing with a ball?

Are we diving in the sea?

Are you flying a kite?

Are they surfing?

Yes, *I am.* / No, *I'm not.*

Yes, *you are.* / No, *you aren't.*

Yes, *he is.* / No, *he isn't.*

Yes, *she is.* / No, *she isn't.*

Yes, *it is.* / No, *it isn't.*

Yes, *we are.* / No, *we aren't.*

Yes, *you are.* / No, *you aren't.*

Yes, *they are.* / No, *they aren't.*

2. Circle the correct word:



1. Are / Is you riding a bike in the park?

2. Is / Are you picking flowers?

3. Are / Is Martha diving into the ocean?

4. Are / Is it drinking milk?

5. Am / Are they sailing
the big blue boat?



3. Put the words in the correct order:

a. friends / are / a / my / making / sandcastle? _____

b. celebrating / Christmas / Hawaii / in / we / are. _____

c. is / kite / a / flying / Blip Blop? _____

4. Play mime! Ask your friend what he / she is doing. Use the activities:

pick flowers / shells

drink milk / orange juice

sail a big boat / small boat

eat an apple / a pizza

ride an elephant / a bike

swim in the river / ocean

ski / skate

write an e-mail / do the homework

Are you flying a plane?

No, I'm not.

Are you flying a kite?

Yes, I am.

Revision

1. Read and complete the postcard:

Dear cousin,



I hope you are having (have) a great time in London. I'm in Hawaii now. Our friend Lucy _____ (make) a snowman on the beach. Three girls _____ (ski) in the ocean and two boys _____ (skate). My brother, Bob _____ (ride) his new sleigh. A reindeer _____ (run) on the beach too. My mother _____ (decorate) a Christmas tree.

Love,

Kiki

2. Look at the picture and correct the mistakes in the postcard!



a. *Lucy isn't making a snowman.* _____

She is making a sandcastle. _____


b. Three girls _____

c. Two boys _____

d. Bob _____

e. Her mother _____

f. A reindeer _____



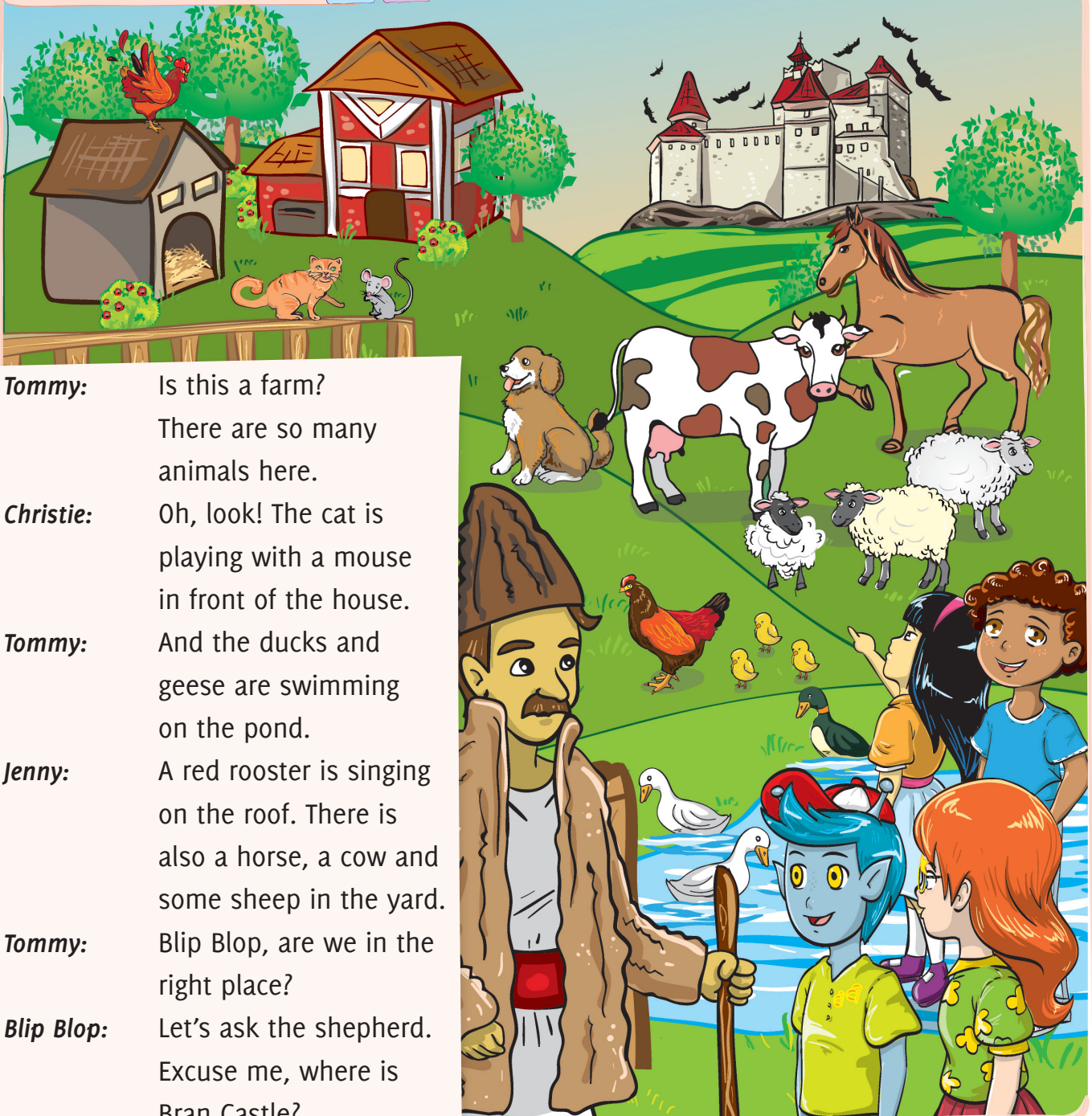
3. Tongue twister!



Sharon can see shells in the sand and seagulls on the seashore.

Unit 9 The Flying Book Lesson 1

1. Look, listen and read:  



Tommy: Is this a farm?

There are so many animals here.

Christie: Oh, look! The cat is playing with a mouse in front of the house.

Tommy: And the ducks and geese are swimming on the pond.

Jenny: A red rooster is singing on the roof. There is also a horse, a cow and some sheep in the yard.

Tommy: Blip Blop, are we in the right place?

Blip Blop: Let's ask the shepherd. Excuse me, where is Bran Castle?

2. Read and fill in:

a. The cat is playing with a _____. b. A red _____ is singing on the roof.

3. Read the text again and answer the questions:

1. What is the cat doing? The cat is ...
2. What are the ducks doing?
3. What is the rooster doing?
4. What are the geese doing?

4. Look, listen and repeat:



roof




rooster



shepherd



castle




pond



yard

5. Read and match:

1. A rooster is ...  a. singing in front of the door.
2. The cows are ... b. talking to the children.
3. A shepherd is ... c. eating grass in the yard.
4. The children are ... d. swimming in the pond.
5. Some fish are ... e. going to the castle.

6. What are they doing? Look and write:



1. The pig is reading a book.
2. The rooster _____ on the pond.
3. The sheep _____ an e-mail.
4. The dog _____ on the pond.
5. The horse _____ football.



7. Look again at the picture and say:

The rooster is swimming. A rooster can't swim. It can sing.

8. Listen and sing the song: *The puppy's in the yard.*

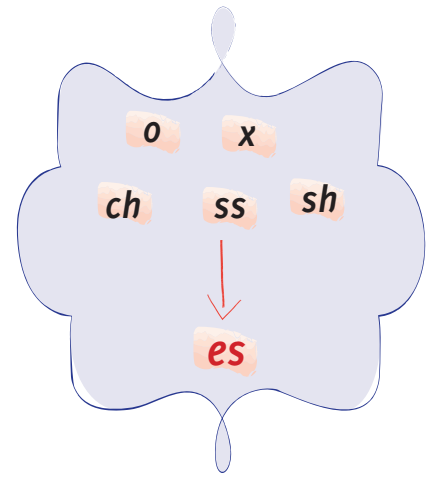



Lesson 2

1. Look, listen and repeat:



one cow two cows
 one farm two farms
 one tomato two tomatoes
 one box two boxes
 one watch two watches
 one dress two dresses



2. Fill in the boxes!


shoe → shoes
 fridge →
 → bridges
 match →
 → forests

glass →
 → buses
 → pencils
 dish →
 sandwich →




3. Circle the correct word:



- Jenny is buying some *tomatos* / *tomato* / tomatoes.
- There are three *glasses* / *glass* / *glases* on the table.
- Two *foxs* / *foxes* / *foxess* are sleeping under the tree.
- Christie has got two pink *dresses* / *dress* / *dresss*.
- There are two *farmes* / *farms* / *farm* next to the river.



4. Find 11 animals!



Lesson 3

1. Look, listen and read:



1. 2.

I'm scared.
What are we doing here?

I'm not scared. Can you see the bats? They are protecting the Flying Book.

Look! A bat is coming. Has it got a message?

It is saying something. Yes, yes... I can understand. The vampire on the roof is stealing the book!

The secret tunnel is dark and cold. Is that the vampire? What's he doing?

That is not a vampire, it's Chewbook. He's eating the Flying Book!

Lunch is over, Chewbook! Thank you very much for your help, bats!

4.

Yummy, it's delicious!

Ha! Now he is flying just like me.

3.

2. Listen and say YES / NO:

a. Is a vampire stealing the book?

YES / NO

b. Are the bats protecting the book?

YES / NO

3. Look, listen and repeat:



4. Fill in the missing words:

a. The vampire on the roof is _____ the book.

b. The bats are _____ the Flying Book.

c. Now he is _____ just like me.

5. Write YES or NO:

a. Has the bat got a message for the children? _____

b. Is Blip Blop stealing the book? _____

c. Is Blip Blop scared? _____

d. Is it cold in the tunnel? _____

e. Is Wizbook the vampire in the castle? _____



6. How many can you see? Look, count and write:



mouse 2 mice

horse _____

child _____

goose _____

bat _____

duck _____

reindeer _____


man _____

sheep _____

7. Now talk to your friend, following the example:



How many mice are there?
There are two mice. How many children are there?



Revision

1. Spot eight differences! Say and write in your notebook:



A



B

• In picture A there is a man. In picture B, there isn't one man, there are two men.

- _____
- _____

2. Correct the mistakes:

- a. There are five mice at the farm. _____
- b. Santa Claus has got eight reindeers. _____
- c. Three childs are making a sandcastle. _____
- d. Are they dancing at the castle? _____



3. Look and match:

address fish mouse tomato watch foot tooth
 potato cow horse castle roof bus

bat → bats fox → foxes goose → geese sheep → sheep

4. Tongue twister!



One tooth, two teeth, one tooth, two teeth!



Project



HOW TO PLAY! Roll the die. The player with the highest number starts the game. When your answer is wrong, the next player continues.

<p>16.</p> <p><i>Finish!</i></p>	<p>15.</p> <p>The thief is ... the money.</p> 	<p>14.</p> <p>Say the plural:</p> <ul style="list-style-type: none">• fox• watch• bus	<p>13.</p>  <p>What is Chewbook doing?</p>
<p>9.</p> <p>Name five farm animals.</p>	<p>10.</p> <p>Can bats fly?</p>	<p>11.</p> <p>Who is this?</p> 	<p>12.</p> <p>Where are the geese?</p> 
<p>8.</p> <p>Say the plural:</p> <ul style="list-style-type: none">• goose• woman• child	<p>7.</p> <p>Where is Chewbook?</p> 	<p>6.</p> <p>There are three ...</p> 	<p>5.</p> <p>Name three activities that you can do in Hawaii.</p>
<p>1.</p> <p><i>Start</i></p>	<p>2.</p> <p>What is Jenny doing?</p> 	<p>3.</p> <p>They are picking ...</p> 	<p>4.</p> <p>He is ... a sandcastle.</p> 

Unit 10 The Mystery Agency Lesson 1

1. Look, listen and read:

- Tommy:** Does detective Case work here?
- Christie:** No, he doesn't. He works at the Mystery Detective Agency.
- Blip Blop:** It is in Riddle Street, next to the cinema. I can see it, it's number 18.
- Christie:** No, that's the hospital! Detectives don't work there, doctors work there.
- Tommy:** Jenny, can you see the agency with your magic glasses?
- Jenny:** Look over there! Detective Case is in front of the agency. He is waiting for us. Let's go!



2. Answer the questions:

- a. Who works in a hospital?
- b. Who works in a detective agency?

3. Look, listen and repeat:



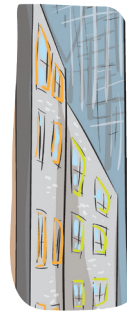
mystery



detective



opposite



skyscraper



agency

4. Look at exercise 1 and write YES or NO:

- Doctors work in detective agencies. NO
- Detectives work in hospitals. _____
- Detective Case is in front of a skyscraper. _____
- The Mystery Detective Agency is behind the cinema. _____
- The hospital is at number 18. _____



5. Look again at exercise 1 and answer the questions:

- What's the name of the detective agency? _____
- Who's in front of the detective agency? _____
- What's opposite the restaurant? _____

6. Match the jobs to the correct places:



police officer



football player



actor



teacher



waiter



postman



baker



greengrocer



greengrocer's

stadium

school

post office

baker's

restaurant

theatre

police station

Lesson 2

1. Look, listen and repeat:



Affirmative

I run we run
 you run you run
 he / she / it runs they run

watch → watches
 wash → washes
 play → plays
 copy → copies
 go → goes



2. Fill in the blanks, following the example:

I work → he works I write → _____ I play → _____
 I watch → _____ I do → _____ I go → _____
 I carry → _____ I fly → _____ I brush → _____
 I wash → _____ I read → _____ I copy → _____
 I catch → _____ I run → _____

3. Circle the right word:

- My teacher *write* / *writes* on the board.
- We *go* / *goes* to school every day.
- Mark *does* / *do* his homework.
- They *sell* / *sells* shells by the sea.
- Mary and I *flies* / *fly* kites in the park every Saturday.

4. Put the words in the right form:



- A baker _____ *bakes* _____ bread.
- A _____ bad people.
- A _____ children.
- A _____ people.
- A _____ a bag of letters.

teach *bake* *carry* *catch* *serve*

5. Order the days of the week:

Sunday

Wednesday

Tuesday

Saturday

Thursday

Monday

Friday

1

6. Look, listen and repeat:



Interrogative

Do I run?
Do you run?
Does he / she / it run?
Do we run?
Do you run?
Do they run?

Negative

I **do not** run I **don't** run
you **do not** run you **don't** run
he / she / it **does not** run he / she / it **doesn't** run
we **do not** run we **don't** run
you **do not** run you **don't** run
they **do not** run they **don't** run



Do you brush your teeth every morning?

Yes, I do.



Does she eat a lot of chocolate?

No, she doesn't.



7. Choose the correct word:



- He _____ go to school on Sunday.
a. don't **b. doesn't** c. is
- _____ you do your homework every day?
a. do **b. does** c. are
- Ann and Mary _____ watch cartoons on Channel 4.
a. aren't **b. don't** c. doesn't
- _____ Lala and Lili play computer games?
a. does **b. are** c. do

8. Ask your friends in the classroom about their activities:



go to school
on Saturday?

watch TV on
Sunday?

do your
homework on
Monday?

play computer
games on
Thursday?

visit your
grandparents
on Friday?

Do you

No, I don't.

Yes, I do.



Do you go to school on Saturday?

Do you watch TV on Sunday?

No, I don't.

Yes, I do.



9. Now tell the class about your friends!



Maria doesn't go to school on Saturday. She watches TV on Sunday.

Lesson 3

1. Look, listen and read:



Do you have news, Mr. Case?

Yes, I do. Here are some pictures of Chewbook in New York.

Really? Does he work here?

Has he got a new plan?

Look here. In the morning, he wakes up at 8 o'clock and eats a newspaper. Then, he washes his face, but he doesn't brush his teeth.

At 10 o'clock, he goes to the post office and steals some letters.

In the afternoon, he goes to the library and eats two books.

Detective Case, what is he doing now?

This is the problem! I don't know. He is in Rio de Janeiro now...

Then, he comes home and watches TV.

In the evening, he eats the letters. At 10 o'clock, he goes to bed and dreams about magic books.

Oh, no!

2. Listen and choose the correct words:

- Chewbook *eats* / *doesn't eat* books and newspapers.
- The detective *knows* / *doesn't know* what Chewbook is doing now.

3. Read the text again and complete the sentences:

- a. Chewbook is in Rio de Janeiro. d. At ten o'clock he goes to the _____.
- b. Chewbook wakes up at _____ o'clock. e. In the afternoon he goes to _____.
- c. In the morning he eats a _____. f. In the evening he eats _____.

4. Look, listen and repeat:



5. Match the activities with the right time:

- wake up wash your face brush your teeth sleep watch TV
- go to school go to bed have a shower do your homework dream

in the morning in the afternoon in the evening

6. Write True (T) or False (F):

- a. You wake up in the evening. (F) d. You go to bed in the afternoon. ()
- b. You go to school in the evening. () e. You dream at night. ()
- c. You brush your teeth in the morning. () f. You wash your face in the morning. ()

7. Play "Simon says"! Use the activities in exercise 5!



Simon says brush your teeth!

Simon says wash your hands!



8. Listen and sing the song: This is the way I brush my teeth!



Lesson 4

1. Look, listen and repeat:



It's two o'clock!



It's quarter past two!



It's half past two!



It's quarter to three!

Remember: 1 hour → 60 minutes half an hour → 30 minutes quarter of an hour → 15 minutes

2. Read and fill in the correct words:



quarter past eight



half past _____


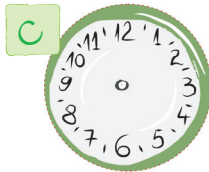



_____ o'clock



_____ past one

3. Read and draw the time:



a half past nine

quarter past one b

c six o'clock

quarter to nine d

4. Answer the following questions. Write the time:

1. What time do you wake up? I wake up at _____.
2. What time do you go to school? I go to school at _____.
3. What time do you go to bed? I go to bed at _____.



5. Listen and sing the song: *Eight o'clock, it's breakfast time!*



6. Ask your friend questions. Take turns to ask and answer!



What time do you wake up?

I wake up at 7 o'clock.



Revision


1. Correct the mistakes:



- You go to school every day? Do you go to school every day?
- Does he goes to the supermarket? _____
- John don't watches TV on Fridays. _____
- My brothers buys bread at the baker's. _____
- Does your grandparents read newspapers? _____
- A postman don't catch bad people. _____

2. Answer the questions:

- What time do you wake up? At quarter past seven.
- What time do you have lunch? _____
- What time does your mother go to work? _____
- What time does your father come home? _____



3. Right or wrong? Correct the sentences:



- a. A policeman carries letters.

Wrong! A policeman doesn't carry letters. He catches bad people.



- b. A postman catches bad people.



- c. A waiter sells fruit.



- d. A greengrocer works at school.




4. Tongue twister!



Corry and Carrie carry letters, Chuck and Mitch catch thieves.

Unit 11 At the Carnival Lesson 1

1. Look, listen and read:



ART GALLERY



Christie: Do you think Chewbook is in this art gallery?


Jenny: I don't know. Let's take a look around.

Christie: Wow, this painting is wonderful! Spring is beautiful. Do you like spring?

Jenny: Yes, I do, but my favourite season is autumn. I like rainy days.

Christie: I don't like rain. I like hot, sunny days.

Jenny: Chewbook isn't here. He doesn't like paintings. Let's tell the boys!



2. What's Jenny's favourite season?

a. spring

b. summer

c. autumn

3. Read again and say YES / NO:

- a. Christie likes summer. ____
- b. Jenny likes rainy days. ____
- c. Christie doesn't like rain. ____
- d. Christie doesn't like sunny days. ____
- e. Chewbook likes paintings. ____
- f. Chewbook isn't in the art gallery. ____

4. Look, listen and repeat:




spring



summer



autumn



winter



painting



to paint

5. Choose the correct answer:

1. Do you like spring? a. Yes, I am. b. Yes, I do. c. No, I'm not.
2. Does your mother like autumn? a. Yes, she is. b. No, she does. c. No, she doesn't.
3. Do you make snowmen in winter? a. Yes, I do. b. No, I'm not. c. Yes, I don't.
4. Do you swim in summer? a. No, I don't like. b. Yes, I do. c. Yes, I am.
5. Do you like my new painting? a. Yes, I am. b. No, I'm not. c. Yes, it's beautiful.
6. Does she paint flowers? a. No, she isn't. b. Yes, she do. c. No, she doesn't.


6. Talk to your friend, like this. Use the words on the right:



Do you like spring?

Yes, I do.

No, I don't.



spring summer
pizza coconut milk
ice cream chicken
cakes winter sandwiches
vanilla pasta autumn

Lesson 2

1. Look, listen and repeat:



It's rainy. It's hot. It's sunny. It's cloudy. It's cold. It's windy. It's snowy.

2. Talk to your friend: What's the weather like today?



London



Rome



North Pole



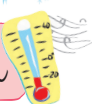
Madrid



Hawaii



New York



What's the weather like in London?

It's cold and rainy.



3. Look at the pictures in exercise 2 and complete the sentences:



- a. We are in London today. Jenny has got a red umbrella. It's **cold and rainy**. weather is hot and _____.
- b. Tommy is riding his sleigh. It's cold and _____ at the North Pole. d. We are eating some delicious ice cream in Rome. It's hot and _____.
- c. They are shopping in Madrid. The _____ New York. It's _____ and _____.
- e. We are talking to detective Case in _____.

4. Listen and sing the song: *What are you wearing?*



5. Read and match:

1. It's hot and sunny. People go to the beach. They wear caps and sandals.
2. The weather is cold. The snowman has got a carrot nose, two dark eyes and a big black hat.
3. My grandparents are in the park. They have got jackets and umbrellas. It's windy.
4. The weather is fine. There are lots of flowers in the gardens. We wear dresses and shoes.

a winter

b spring

c autumn

d summer

6. Put the months in the correct season box:



February

July

May

December

September

January

October

June

August


April

March

November







spring 

summer 

autumn 

winter 

7. Match the holidays to the months. Then, say like this:

-  New Year's Eve  April _____
-  April Fools' Day March _____
-  Saint Valentine's Day October _____
-  Halloween February _____
-  Mother's Day December *New Year's Eve is in December.*

8. Write the seasons!

- a. You can surf in _____.
- b. You can decorate the Christmas tree in _____.
- c. You can pick fruit in _____.
- d. You can make sandcastles in _____.
- e. You can plant trees in _____.

9. Talk to your friend. When do you do the following activities?



When do you sing carols?

I sing carols in winter.



- ride the bike
- ride the sleigh
- swim in the sea
- make a snowman
- buy an umbrella
- run in the park
- wear a hat and gloves
- go back to school
- carry an umbrella

Lesson 3

1. Look, listen and read:

This place is amazing!



Yes, I know. Let's go to the carnival and find Chewbook.

I love going to carnivals and I like wearing costumes. Do you like wearing costumes, Blip Blop?

Yes, I do. I love listening to music and dancing, too.



Does Chewbook like dancing samba?

Yes, he does. He's over there, on the giant book. Can you see him?

Bravo, Chewbook! You're a great dancer.

He likes dancing, but I like catching Chewbook!



2. Read and write True (T) or False (F):

a. Tommy likes wearing dresses.

b. Blip Blop likes listening to music.

3. Read again and fill in the missing words:

- a. I love _____ to carnivals. d. Does Chewbook like _____
 b. I like _____ costumes. _____ samba?
 c. I love _____ to music. e. I like _____ Chewbook.

4. Look, listen and repeat:



I **love** dancing **samba**.
 I don't **like** **going** to carnivals.
 I **like** listening **to** music.



Do you like singing?

Yes, I do.

No, I don't.



5. Complete the sentences. Follow the example:

- a. Tommy and Christie don't like _____ **taking** _____ (take) photos. d. Tommy doesn't like _____ (shop) for clothes.
 b. Blip Blop likes _____ (fly). e. My parents like _____ (watch) TV.
 c. Wizbook loves _____ (read) books. f. We love _____ (buy) cakes.

6. Look at the pictures and ask your friend, like this:



1. going to carnivals



2. wearing costumes



3. listening to music



4. dancing samba



5. visiting Rio



6. taking photos



Do you like going to carnivals?

Yes, I do.

No, I don't.



Revision

1. Put the following words in the correct box:



Monday March spring Sunday May summer
 Saturday autumn September Wednesday winter July

Months

Seasons

Days



2. Say the right words:

We are in ... (Name of the month?)

It is ... (Name of the season?)

Today is ... (Name of the day?)

It is ... and ... (What's the weather like?)

3. Circle the correct words. Then, write the season.



It's warm / cold and snowy / rainy in winter / autumn. We pick fruit.

We wear jackets / sunglasses. autumn

spring / summer. There are lots of flowers / snowflakes in the parks. We celebrate Mother's Day and Christmas / Easter.

It's hot / cold and snowy / sunny in summer / winter. We wear gloves and sandals / boots. We make snowmen and ride bikes / sleighs. _____

It's hot / cold and sunny / snowy in autumn / summer. We go to the beach and we make a big snowman / sandcastle. We wear boots / sandals. _____

4. Tick the appropriate pictures and say what the weather is like in each month:



What's the weather like in ...



January

April

July

October

5. Tongue twister!



You're unique in New York!



Project



1. Read and put the sentences in the right order:

Detective Case goes to Rio

1 Detective Case likes visiting Rio.
He goes there every year.

He likes relaxing, too. In the
afternoon, he goes to the
beach or to a football match.

He loves dancing samba.
It's amazing!

In February, it is hot and
sunny in Rio.

In the evening, he likes going
to the Rio Carnival.

In the morning, he
goes to the Statue
of Christ.



2. Draw your favourite holiday destination:

3. Write true things about your holidays!

I go to _____ every _____. I like
visiting _____. In the morning, I _____.
I like relaxing, too. In the afternoon, I _____.
In the evening, I like _____.
I love _____!

Unit 12 Wizbook Paints in Paris Lesson 1

1. Look, listen and read:

Blip Blop: Finally, we are in Paris. Is that the Eiffel Tower?

Tommy: Yes, it is. Christie, what are you doing?

Christie: I'm buying books. These books are interesting.

Blip Blop: Where is Jenny? Is she buying books, too?

Christie: No, she isn't. She's taking pictures on the bridge. She takes pictures every day.

Tommy: Look at those paintings! They are lovely.

Blip Blop: What a surprise, that artist is Wizbook!

Children: Hello, Wizbook!



2. Who is the artist?

a. Wizbook

b. Chewbook

c. Blip Blop

3. Who says this? Listen again and write:

- a. "Is that the Eiffel Tower?" _____ d. "She takes pictures every day."
b. "What are you doing?" _____
c. "Look at those paintings!" _____ e. "What a surprise!" _____

4. Look, listen and repeat:




an artist



a bookseller



take pictures



tower



portrait

5. Fill in with the appropriate word:

- a. He paints portraits. He is an _____.
b. He sells books. He is a _____.
c. I have got a new camera. I can take a lot of _____ now.
d. The Eiffel _____ is in Paris.
e. This is me in the painting. It's my _____.

6. What can you do in Paris? Read, underline and correct the mistakes!



1. You can visit Big Ben. the Eiffel Tower
2. You can eat books by the river. There are many booksellers. _____
3. You can take portraits of the Eiffel Tower with a camera. _____
4. You can buy interesting museums. _____
5. You can drink delicious cakes in the cafés next to the Eiffel Tower. _____

Lesson 2

1. Look, listen and repeat:



This is an artist.

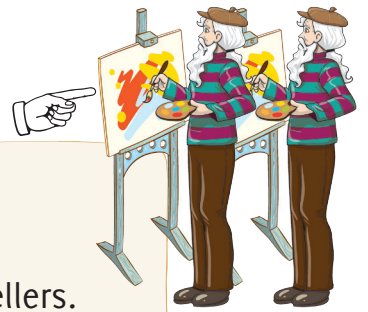


That is a bookseller.



These are artists.

Those are booksellers.



2. Circle the correct word:




1. *This* / **That** is the famous Eiffel Tower.

2. *This* / *That* isn't a red schoolbag.

3. Are *these* / *those* my English books?

4. Is *this* / *that* your camera?

5. *These* / *those* aren't pictures. *These* / *Those* are beautiful paintings



3. Read and write the sentences in the plural:

a. This is a sheep. _____

These are sheep.



b. That is a reindeer. _____

c. This is a fox. _____

d. That is a blue dress. _____

4. Read and circle the correct word:

This / *These* is my grandpa, John. *That* / *those* is *his* / *her* big farm.

He / *His* has got a lot of animals. *These* / *this* are his sheep and *that* / *those* are the cows under the tall apple tree. *That* / *those* is his favourite dog, Jasper and *this* / *these* is *my* / *his* favourite cat, Sammy.

5. Look, listen and repeat:



He goes to school **EVERY MORNING**.
He plays tennis **EVERY DAY**.

He is going to the cinema **NOW**.
He is playing football **TODAY**.

6. Read and circle the correct word:

1. Wizbook *paints / is painting* every day.
2. Jenny *takes / is taking* pictures every day.
3. Chewbook *eats / is eating* newspapers every morning.
4. The children *aren't writing / don't write* an e-mail now.
5. *Do / Are* we go / *going* to the mountains in winter?



7. Complete the sentences. Follow the example:



1. Kim **drives** (drive) the car every day. Today she _____ (ride) the bike.
2. Mark and Kelly _____ (run) in the park every weekend. Now they _____ (swim).
3. His sister _____ (play) with her doll every day. Today she _____ (watch T.V.)
4. The cat _____ (sleep) a lot every day. Now, it _____ (run) after a ball.

8. Say what you do at school every day and what you are doing today, like this:



1. We read books every day.
Today, we **are watching films**.



2. We sing songs every day.
Today we _____

Lesson 3

1. Look, listen and read:  



1. **1.** Look, listen and read:

Wizbook, what are you doing here?

Hello, children! I'm painting. I paint in Paris every spring.

1. Do you come here in winter, too?

No, I don't. I go skiing in the mountains and in summer, I go fishing on my boat.

Nice paintings, I like them!

2. Tell us about Chewbook. Where is he now? What's he doing?

He is at home. He is reading in the library. He can't eat books anymore. He's on a diet!

3. Wizbook, are those books in danger?

... is Chewbook here, too?

No, he isn't. Let's have dinner and talk about him.

4. Ha, ha, ha, poor Chewbook!

2. Read and write True (T) or False (F):

a. Wizbook paints in Paris every summer. _____

b. The books are in danger. _____

3. Answer the questions:

a. What is Wizbook doing in Paris now?

c. What is Chewbook doing?

b. Does Wizbook come to Paris in winter?

d. Where is Chewbook now?

4. Look, listen and repeat:



go skiing



go fishing



go shopping



go swimming



go running

5. Fill in the words in exercise 4:



Dear Tommy,

My name is Michel. I am 9 years old and I live in Paris. These are my hobbies. In winter, I _____ in the mountains.

When it's hot and sunny, I _____ or I _____ with my dad.

At the weekend, I _____ or I _____ for computer

games. What are your hobbies? Write soon.

Hugs,

Michel




6. Talk about your hobbies with your friends.



What are your hobbies?

At the weekend, I go running in the park and in summer, I go swimming in the sea.



Lesson 4

1. Look, listen and repeat:



I → **me** → Do you like me?
you → **you** → They like you.
he → **him** → Give him this book.
she → **her** → Look at her, she is beautiful.
it → **it** → Can you see it?

we → **us** → Come with us
to the cinema.
you → **you** → We are next
to you.
they → **them** → We are behind
them.

2. Fill in: *me you him her us them*

- a. Chewbook is dancing. Look at ____!
 b. The children aren't here. Call ____.
 c. This is my book. Give it to ____.
 d. She is running. Follow ____!
 e. We are going shopping. Come with ____.
 f. I can see ____ in the street. You are riding your bike.

3. Fill in the missing words:



I	my	me
you	your	
he		him
	her	her
it		it

we	our	
you		you
they	their	



4. Choose the correct word!



1. She's a ballerina. ____ name is Nancy. a. she **b. her** c. his
 2. It's an elephant. ____ ears are big. a. its b. it's c. it
 3. Come with ____ to the café. a. we b. us c. our
 4. They are good dancers. Let's dance with _____. a. they b. their c. them

Revision

1. Complete the sentences. Follow the example:

every day

- 6 He wakes up (wake up) at 7 o'clock.
- 6 He _____ (go swimming).
- 6 We _____ (not eat) chocolate in the evening.
- 6 She _____ (go shopping) every day.
- 6 They _____ (play) computer games.
- 6 I _____ (read) books every day.

now / today


- 6 It's 8 o'clock now. He is sleeping (sleep).
- 6 He _____ (ride) his bike today.
- 6 Today we _____ (eat) chocolate cake. It's my birthday.
- 6 She _____ (go) to the cinema today.
- 6 Today they _____ (play) basketball.
- 6 Today I _____ (watch) TV.

2. Correct the sentences:



a. This is a farmer. No! This is an artist.



b.  This is a ruler. _____

c. That is a room. _____



d.  These are cows. _____

e. Those are cats. _____



3. Choose the correct words:



This / These is the Flying Book and *that / those* is Blackie, the bat. Today *he / his* is playing with a cat. Look at *they / them*! *They / their* are playing with a hat. And guess what? They are looking at *we / us*. They are saying: "Who are *you / your*? Are you *our / us* friends? Come and play with *we / us*!"

4. Tongue twister!



This is our green ruler and that is your yellow ruler.

Unit 13 At the Doctor's Lesson 1

1. Look, listen and read:  



- Tommy:** Good afternoon, doctor!
- Doctor:** Hello, children. What's the matter?
- Jenny:** Blip Blop has got a headache.
- Doctor:** Oh, poor Blip Blop. Are you coughing, too?
- Blip Blop:** Yes... And I'm cold.
- Doctor:** Open your mouth and hold this. Ready!
You've got a cold. Drink some tea and eat hot soup. Don't go to school, go to bed.
- Tommy:** I have got a headache, too.
- Doctor:** OK. Drink some tea, eat some soup and go to school.
- Children:** Ha, ha, ha!

2. Answer the questions:

a. Is Blip Blop coughing?

b. Has he got a cold?

3. Look, listen and repeat:



headache



toothache



stomach ache



have got a cold



cough

4. Look at exercise 1 and fill in the missing words:


- a. Blip Blop has got a _____. c. You've got a _____.
- b. Are you _____, too? d. Drink some _____ and eat _____ soup.

5. Match the illness with the doctor's advice:



- | | |
|-----------------------------|----------------------------|
| 1. I've got a toothache. | a. Go to bed! |
| 2. I've got a headache. | b. Don't drink cold water! |
| 3. I've got a cold. | c. Go to the dentist's! |
| 4. I've got a stomach ache. | d. Drink some hot tea! |
| 5. I'm coughing. | e. Don't eat chocolate! |

6. Play mime! Then, say:



Have you got a headache?

Yes, I have.

Go to sleep!



headache cough

toothache

stomach ache

cold

Lesson 2

1. Look, listen and repeat:



shoulder

arm

hand

finger

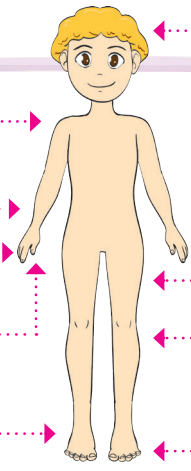
foot / feet

head

leg

knee

toe



2. Describe the alien! Fill in the right words:



Baby Face is an alien. He is short and _____. He's got a _____ head with four _____, three _____ and a big _____. He's got two white _____. He has also got four short _____ and twelve _____. He's got two fat _____ and six _____. He can play the piano and sing beautiful songs, but he can't run or climb trees.

3. Read again about Baby Face the alien and answer the questions:

1. How many fingers has Baby Face got?
2. Is he tall?
3. Can he sing?
4. Can he climb trees?
5. Has he got long hair?
6. How many toes has he got?

4. What can you do with these parts of the body? Read and write in the correct box.

run climb a tree hear swim carry a box SPY jump see play the piano
listen to music clap watch TV paint play football dance type e-mails speak



I can climb a tree with my hands.

HANDS	ARMS	LEGS	FEET	EYES	EARS	FINGERS	MOUTH

5. Match the questions to the answers:

- | | |
|------------------------------------|---------------------------------|
| 1. WHERE are you going? | a. Because I've got a headache. |
| 2. WHY are you crying? | b. In December. |
| 3. WHEN do we celebrate Christmas? | c. I'm going to school. |
| 4. WHAT time do you wake up? | d. I've got ten fingers. |
| 5. HOW MUCH is the ice cream? | e. At 8 o'clock. |
| 6. HOW MANY fingers have you got? | f. It's two pounds. |
| 7. WHO is that? | g. I'm eating an ice cream. |
| 8. WHAT are you doing here? | h. That's Baby Face! |



6. Answer the questions. Then, ask your friend:

Questions

1. Who are you?
2. How old are you?
3. Where are you now?
4. When do you go shopping?
5. What time do you go to school?
6. How many pets have you got?
7. What are you doing now?

You

Your friend

7. Write the questions for the answers:



1. *What time do you wake up?* I wake up at seven o'clock.
2. _____? I'm going to the cinema now.
3. _____? We celebrate Halloween in October.
4. _____? I'm reading a book.
5. _____? I've got ten fingers.
6. _____? The T-shirt is 10 pounds.

Lesson 3

1. Look, listen and read:

Sunday is my favourite day! I can relax. And the zoo is a fantastic place. Do you like tigers, Jenny?

Yes, I do. I'm taking a photo of them now.

Where do tigers come from?
They come from Asia.

What do they eat?
They eat meat.

Where do giraffes come from?

They come from Africa and they... Chewbook, what are you doing here?

Are you stealing a book again?

No, I'm not. I'm a vet now and I help animals. Can we be friends now?

2. Read and circle the correct answer:

- Where do tigers come from?
- What do tigers eat?

- | | |
|-----------|---------|
| a. Africa | b. Asia |
| a. grass | b. meat |

3. Read again and answer the questions:

1. What day is today? _____
2. Does Jenny like tigers? _____
3. Where do giraffes come from? _____
4. Is Chewbook stealing a book again? _____
5. What is Jenny doing now? _____

4. Look, listen and repeat:



lion

snake




chimpanzee



zebra



crocodile



camel

5. Read and write the name of the animal:



It is a big grey animal. It lives in Africa.

A It has got a fat body and two small ears. It likes water very much. What is it? It's a hippo.

This animal is big. It has got four long legs, a long neck and small ears.

C It eats grass and leaves. It is brown and orange. What is it? It's a _____.



B This animal lives in the desert. It has got four long legs, a small head and ears. It eats grass and cereals. It is brown. What is it? It's a _____.



D It is a big grey animal. It lives in Africa and Asia. It has got a fat body and two big ears. It has got a long nose and two long teeth. What is it? It's an _____.

6. Look at exercise 5 and describe these animals!



Revision


1. Fill in: WHEN WHERE WHY HOW OLD HOW MUCH HOW MANY WHO WHAT


- a. _____ do you go to the beach?
In summer or in winter?
- b. _____ are you happy today?
- c. _____ is your sister?
- d. _____ books are
in this library?
- e. _____ is that red dress?
- f. _____ do tigers
come from?
- g. _____ are you eating?
An ice cream or an apple?
- h. _____ is at the door?

2. What are the animals doing now? What do they do every day?




The hippo is having
a bath today. It has a
bath every day.







3. Find 11 words!



4. Fill in the correct part of the body:



- You can write with your hands.
- You can spy with your _____.
- You can hear with your _____.
- You can run in the park with your _____.
- You can play football with your _____.
- You can speak with your _____.

5. Listen and sing the song: *Head, shoulders, knees and toes.*



Project

1. Look at Jenny's photo gallery! Talk to your friend about these photos:



Jenny's photo Gallery

					
Tommy - ride the sleigh	Jenny - visit a museum	Wizbook - paint a portrait	Chewbook - sail the boat	Blip Blop - fly with the bats	Christie - drink coconut milk

Example: Tommy is riding the sleigh. Tommy rides the sleigh every winter.

2. Tell the doctor your problem!



I've got

a headache.



3. Do the Quiz! Each correct answer gets 2 points:

- | | | |
|---------------------------------------|---------------------|--------------------|
| 1. What can penguins do? | a. fly | b. swim |
| 2. How many legs has a butterfly got? | a. six | b. ten |
| 3. When do bats sleep? | a. in the afternoon | b. in the evening |
| 4. What colour is a panda? | a. black and white | b. black and brown |
| 5. Where do crocodiles live? | a. in the river | b. in the ocean |

4. Tongue twister!



Monster Fred has a red head and a big ear to hear his friend.

Unit 14 We Are All Friends! Lesson 1

1. Look, listen and read:

- Wizbook:** Chewbook is a good boy now. Let's prepare a surprise party!
- Jenny:** I love parties. How can we help?
- Wizbook:** You girls can make the cake and some sandwiches. What are you doing, Tommy?
- Tommy:** I'm writing invitation cards. Do you know Chewbook's friends?
- Wizbook:** We are his only friends!
- Blip Blop:** Wizbook, we are strong. Let's carry the orange and apple juice.
- Wizbook:** OK, hurry! Chewbook is coming home soon.



2. Answer YES / NO:

a. Does Jenny love parties? _____

b. Is Tommy dancing? _____

3. Read again and correct the sentences:

- a. You girls can make some soup and pizza. _____
- b. I'm writing books. _____
- c. Let's carry the magic books. _____
- d. Let's prepare a birthday cake! _____

4. Look, listen and repeat:



party decorations



food and drinks



party hats



laugh



karaoke





invitation cards

5. Fill in with the words in exercise 4:




We are preparing a party for Chewbook!

Christie and Jenny are in town: they are buying presents, Tommy is sending the

_____.  Blip Blop is wearing a nice _____ .

He is in the living room. There are a lot of _____  on the walls and

_____  on the table. What can we do at the party?

We can dance, _____ 

do _____ 

and have a lot of fun!

6. What do you do to prepare



a birthday party?

Talk to your friend!



7. Fun Time!  Go at the end of the book!

Lesson 2

1. Find the guests at the party. Listen, point and say:



a Mike is a police officer. He is short and thin. He has got dark hair and blue eyes. He is wearing a green T-shirt and blue jeans. He is listening to music and eating an apple now.



B Kelly is a teacher. She has got long blonde hair and brown eyes. She is wearing a blue T-shirt, a pink skirt and a purple party hat. She is laughing now.

C Sarah is a beautiful girl. She is a doctor. She is tall and thin. She has got long blonde hair and green eyes. She is wearing a blue T-shirt, a purple skirt and a pink party hat. She is dancing now.

D John is a detective. He is tall and thin. He has got dark hair and dark eyes. Today he is wearing a red T-shirt and blue jeans. He is eating a sandwich.

2. Answer the following questions:

1. What is John wearing today?

2. What is John doing now?

3. Is Sarah drinking juice now?

4. What is Mike eating now?

5. What does Mike do?

6. What does Kelly do?

3. Read and write the names of the buildings:








There is a green building opposite the school. Police officers work there. It's the _____ . Doctors work there: it's a white building, between the school and the post office. It's the _____ . It's yellow and it's opposite the post office. Detectives work there. It's the _____ . A building is between the police station and the detective agency. It's purple. Waiters work there: it's the _____ . The post office is red. The school is orange.



4. Shop for the party! Look at the prices and answer the questions:



- a. How much are four balloons? _____ *They are sixteen pounds.* 
- b. How much are ten sandwiches?  _____
- c. How much are three party hats? _____ 
- d. How much are six invitation cards?  _____
- e. How much are two cakes? _____ 

5. Look at the pictures in exercise 4 and talk to your friend, like this:



Excuse me, can I have two oranges and one cake?

Yes, of course.

How much are they?

They are 11 pounds.

Here you are, thank you.



Lesson 3

1. Look, listen and read:  



Surprise, Chewbook!

Thank you, my friends! Look, I've got photos of us here!



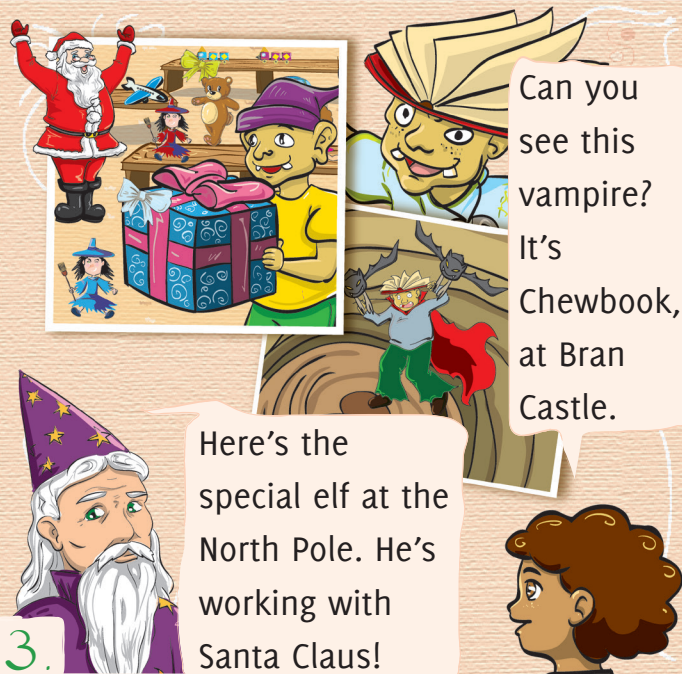
Here's the Chinese dragon!

Yes, and Big Ben in London, too! Do you remember this mummy?

Oh, dear...

Hawaii is a lot of fun, too. Well, Chewbook, we are happy you are our friend.

Books are safe now!



Can you see this vampire? It's Chewbook, at Bran Castle.

Here's the special elf at the North Pole. He's working with Santa Claus!



Ha, ha, ha!

2. Read again and answer the questions:

- Who are Chewbook's new friends? _____
- Who is the special elf at the North Pole? _____

3. Choose the right words:

- | | | | |
|----------------------------------|-------------------|-----------------|----------------|
| 1. The surprise party is for ... | a. Wizbook | b. Chewbook | c. Blip Blop |
| 2. The mummy is in ... | a. an art gallery | b. a tree house | c. a museum |
| 3. The elf is working with ... | a. Wizbook | b. Santa Claus | c. a detective |
| 4. There's a vampire at ... | a. Bran Castle | b. the farm | c. the zoo |

4. Where are the children in these pictures? Write the locations.



5. Match the place to the monument:



- | | |
|--------------------------------------|--|
| <input type="radio"/> China | <input type="radio"/> the Eiffel Tower |
| <input type="radio"/> Paris | <input type="radio"/> the Great Wall |
| <input type="radio"/> London | <input type="radio"/> the Statue of Christ |
| <input type="radio"/> Rio de Janeiro | <input type="radio"/> Bran Castle |
| <input type="radio"/> Romania | <input type="radio"/> Big Ben |



6. Talk to your friend!




Where is the Great Wall?

It's in China!



Lesson 4

1. Look, listen and repeat:



Whose book is this?

It's **Christie's** book.



2. Look, say and write:



Whose glasses are these?
These are Jenny's glasses.



3. Fill in: HIS HER MY YOUR ITS THEIR OUR



- a. This is Jenny's book. It's HER book. e. This is the dog's toy. It's _____ toy.
- b. These are Jenny's and Tommy's schoolbags. They are _____ They are _____ shoes.
- c. That is Mark's dog. It is _____ dog. It's _____ car.
- d. Mary and I have got a big house. It is _____ house. h. This is my mother's dress. It's _____ dress.

4. Choose an object! Your classmates guess whose it is!



Whose is the pencil box?

It's Carmen's!



Project



The Nine Books

20.

You've got the treasure! What is it?



19.

What's your favourite farm animal?

18.

What's your favourite job?

17. Stop!

Say the plural:

- man
- woman
- mouse
- goose
- child

16.

What's your favourite summer activity?

15.

Stop!

Name 5 things you can do at the beach.




13.

Stop!

Say 3 things you can do in winter.

14.

What's your favourite wild animal?



11.

Stop!

Name the ingredients in a chocolate cake.



12.

What's your favourite winter activity?

10.

What's your favourite dish?

9.

What's your favourite season?

8.

Stop!

Name 6 places in town.

7.

What's your favourite room in your house?

6.

Stop!

Name 5 rooms in a house.



5.

What's your favourite festival?

4. Stop!

Describe the dragon.



3.

What are your favourite clothes?

2. Stop!

Name 7 objects you can find in your classroom.

Start

1.



April Fools' Day



1. Read the sentences. Which sentences are about:

a. Mother's Day?

b. April Fools' Day?

1. People celebrate this in March or in May.

2. People celebrate this in April and play jokes on other people. When you play a trick on a person, you say "April Fool!" The person is the "April Fool".

3. Children make greeting cards for their mothers.

4. There are false stories on TV and on the Internet. One joke says that farmers pick spaghetti from spaghetti trees. Some people want spaghetti trees for their farms!

5. People buy chocolate presents or flowers for their mothers. They want to say "Thank you" and "I love you".

6. Another joke says that penguins can fly!

7. Some people eat a special cake on this day.

8. Jokes stop at noon.

2. Draw a picture of a joke for April Fools' Day!



3. Draw a greeting card for your mother! Choose and write:



To my dear mum: thank you!

Happy Mother's Day to my wonderful mum!

I love you, mum! You are special!

Happy Easter!

1. Fill in the missing words. Then match the sentences to the pictures!



egg rolling

Easter Bunny

Easter eggs

presents

celebration

eggs


garden

In England,
_____ is a
popular sport for
Easter Monday.
Children roll eggs
down a hill.

Easter is a
Christian
_____.
People
celebrate it
in spring.






People decorate
coloured _____
and they give them
to their friends.
These are beautiful
_____.

The _____ brings
_____. They are
made of chocolate.
He hides them in the
_____. Children find
them. It's a lot of fun!




2. Do the Easter SUDOKU!



3. Decorate your Easter egg!



4. Listen and repeat the poem: Here is the Easter Bunny!



Final Revision

1. Put the sentences in the right order:

9 points

- He wakes up at half past seven every day.
- He goes to bed at ten o'clock in the evening.
- In the morning, he washes his face and brushes his teeth.
- This is Charlie. He is ten years old.
- At eight o'clock, he has breakfast: fruit, cereals and milk.
- In the evening, he has dinner with his family.
- At one o'clock, he has lunch. He likes soup or pasta.
- In the afternoon, he does his homework and goes to the park with his friends.
- He goes to school at half past eight.



2. Answer the questions:

8 points

- a. When does Charlie wake up?
- b. What does he have for breakfast?
- c. Where does he go with his friends?
- d. Who has dinner with Charlie?

3. Write the questions for these answers:

5 points

- a. _____ Charlie?
Charlie is ten years old.
- b. _____
In the morning, he washes his face and brushes his teeth.
- c. _____ to school?
He goes to school at half past eight.
- d. _____ for lunch?
For lunch, he has soup or pasta.
- e. _____ at ten o'clock in the evening?
He goes to bed.

4. Correct the mistakes:

5 points

- 1. Two womens are dancing.
- 2. A children is picking shells.
- 3. A geese is flying in the sky.
- 4. Three mouses are eating cheese.
- 5. The sheeps are eating grass.



5. Complete the sentences:

8 points

Dear Detective Case,

There are problems in this town: now, the police officers _____
 (1. not catch) *bad people*. They _____ (2. help animals). The vet
 _____ (3. not help) *animals now*, he _____ (4. make bread)! The
 waiters _____ (5. not serve people) *now*. They _____
 (6. carry letters)! The football players _____ (7. not play
 football) *now*. They _____ (8. teach English)! *What can I do?*
 Please answer soon!

Detective Riddle



6. Answer the questions:

4 points

- a. Who is helping animals in this town? c. Who is carrying letters in this town?
 b. Who is making bread in this town? d. Who is teaching English in this town?

7. What do they like doing?

6 points



Doris



Adrian



Ellie



Doris likes _____. Adrian _____. Ellie _____.

8. Circle the right words:

5 points

1. _____ are these books? a. who b. whose c. what
 2. It's windy! I'm wearing _____. a. shoes b. a bag c. a jacket
 3. _____ are Jason's boots. a. these b. this c. that
 4. This is Tom's and Ann's ball. Give _____ the ball! a. him b. her c. them
 5. The ducks are swimming on the _____. a. yard b. pond c. roof

Total: 50 points

Lesson 1, exercise 7

A. Listen and sing the song!



One little, two little, three little candles

Four little, five little, six little candles

Seven little, eight little, nine little candles

Ten little candles on my cake!

Ten little, nine little, eight little candles

Seven little, six little, five little candles

Four little, three little, two little candles

One little candle on my cake!

B. Make a Happy Birthday card for your friend!



A large blank white rectangular area intended for creating a birthday card.

C. School is over! This is your graduation certificate! Write your name on it!

Certificate

To _____

For excellent results at school.

Now she / he knows how to speak, read and sing in English.

Congratulations!

The Head Teacher



Unit 9. The Flying Book

Lesson 1 / Exercise 8

The puppy's in the yard

The puppy's in the yard,
The puppy's in the yard,
Hey, ho, the derry oh
The puppy's in the yard.

The sheep is in the barn,
The sheep is in the barn,
Hey, ho, the derry oh,
The sheep is in the barn.

The cats are on the roof,
The cats are on the roof,
Hey, ho, the derry oh,
The cats are on the roof.

The hens are on the fence,
The hens are on the fence,
Hey, ho, the derry oh,
The hens are on the fence.



Unit 10. The Mystery Agency

Lesson 3 / Exercise 8

This is the way I brush my teeth!

This is the way I brush my teeth
Brush, brush, brush,
Brush, brush, brush!

This is the way I wash my face
Wash, wash, wash,
Wash, wash, wash!

This is the way I get dressed
Dressed, dressed, dressed,
Dressed, dressed, dressed!

This is the way I walk to school,
Walk, walk, walk,
Walk, walk, walk!

This is the way I play in the park,
Play, play, play,
Play, play, play!

This is the way I go to sleep,
Sleep, sleep, sleep,
Sleep, sleep, sleep.



Unit 10. The Mystery Agency

Lesson 4 / Exercise 5

Eight o'clock, it's breakfast time!

Eight o'clock: it's breakfast time,
Breakfast time, breakfast time,
Cereals and milk are fine,
Oh, delicious food!

Twelve o'clock: it's time for lunch,
Time for lunch, time for lunch
I eat pizza, I like the crunch,
Oh, delicious food!

Six o'clock: it's dinner time,
Dinner time, dinner time,
Rice and chicken are just fine,
Oh, delicious food!



Unit 13. At the Doctor's

Revision / Exercise 5

Head, shoulders, knees and toes

Head, shoulders, knees and toes,
Knees and toes,
Head, shoulders, knees and toes
Knees and toes,
And eyes, and ears,
And mouth, and nose,
Head, shoulders, knees and toes
Knees and toes!

Unit 11. At the carnival

Lesson 2 / Exercise 4

What are you wearing?

Put your hat on, take your coat off
On, off, on, off

It's very hot today!

Now let's go to the park and play
It's very hot today!

Oh, what are you wearing,

Oh, what are you wearing,

Oh, what are you wearing

What are you wearing now?

Put your boots on, take your shoes off,
On, off, on, off,

It's very cold today!

Now let's go out in the snow and play
It's very cold today!

Oh, what are you wearing,

Oh, what are you wearing,

Oh, what are you wearing

What are you wearing now?



Project. Happy Easter!

Here is the Easter Bunny!

Here is the Easter Bunny,

Long ears and a small body,

Chocolate eggs and lemon cakes,

We are all so happy!



Word list

Unit 8

beach
boat
buy
celebrate
coconut milk
copy
cry
dive
eat
fun
get
make a sandcastle
ocean
pick shells
play
sand
sea
seagulls
seashore
sit
surf
swim
try
write an e-mail



Unit 9

animals
bat
castle
cat
child
cold
cow
delicious
dog
duck
farm
fish
fox
foot
goose
glass
help
horse
hot
house
lunch
man
mouse
pig
pond



protect
roof
rooster
say
scared
shepherd
steal
tooth
tunnel
turkey
vampire
watch
woman
yard



Unit 10

actor
agency
baker's
brush your teeth
carry
catch
detective
do homework
dream
football player

Friday
fruit
go to bed
green grocer
greengrocer's
have a shower
hour
half an hour
It's quarter past
It's quarter to
letter
minute
Monday
mystery
opposite
picture
police officer
police station
postman
post office
restaurant
Saturday
sell
Sunday
skyscraper
sleep



teacher
theatre
Thursday
Tuesday
waiter
wake up
wash your face
Wednesday
What time do you?
work



Unit 11

April Fools' Day
amazing
April
around
art gallery
August
autumn
carnival
catch
costume
dance
dancer
December
February
giant



great
Halloween
hot
It's cloudy
It's cold
It's hot
It's rainy
It's snowy
It's sunny
It's windy
January
July
June
listen to music
March
May
Mother's Day
New Year's Eve
November
October
painting
place
rain
Saint Valentine's Day
samba
season
September



spring
summer
sunny
take a look
to paint
wear
winter
wonderful

Unit 12

a
an
artist
at the weekend
boat
bookseller
buy
diet



Eiffel Tower
every day
every morning
go fishing
go running
go shopping
go skiing
go swimming



have dinner
her
him
hobby
me
now
portrait
take pictures
that
this
today
tower
us
you


Unit 13

animals
arm
at the doctor's
Africa
Asia
body
camel
cereals
chimpanzee
clap

Word list



climb
come
cough
crocodile
doctor
drink
ear
eat
fantastic
fat
favourite
finger
foot
friend
grass
hand
have got a cold
head
headache
hear
help
hippo
hold
How many?
How much?
jump
knee



leg
lion
meat
mouth
neck
nose
play the piano
poor
relax
see
shoulder
small
snake
soup
spy
stomach ache
tea
teeth
tiger
toe
toothache
type
visit
watch TV
what
What's the matter?
when



where
who
why
zebra
zoo

Unit 14

apple juice
blonde
cake
carry
food and drinks
fun
happy
invitation cards
karaoke
laugh
let's
message
orange juice
party
party decoration
party hats
prepare
soon
surprise party
thin
whose



April Fools' Day

celebrate
false stories
greeting card
Happy Mother's Day!
I love you!
joke
mum
special
tell jokes

Happy Easter!

celebration
Christian
coloured
decorate
Easter
Easter Bunny
egg rolling
garden
Happy Easter!
hide
hill
popular sport
presents

