



Ministerul Educației, Culturii și Cercetării al Republicii Moldova

Iulia IGNATIUC

Lara ALADIN

Ludmila FOCA

Dina PUIU

Ana MUNTEAN

MAGIC

ENGLISH

PUPIL'S BOOK · SECOND FORM

2



Editura ARC

Iulia IGNATIUC

Lara ALADIN

Ludmila FOCA

Dina PUIU

Ana MUNTEAN

MAGIC

ENGLISH


P U P I L ' S B O O K · S E C O N D F O R M

2



Editura ARC

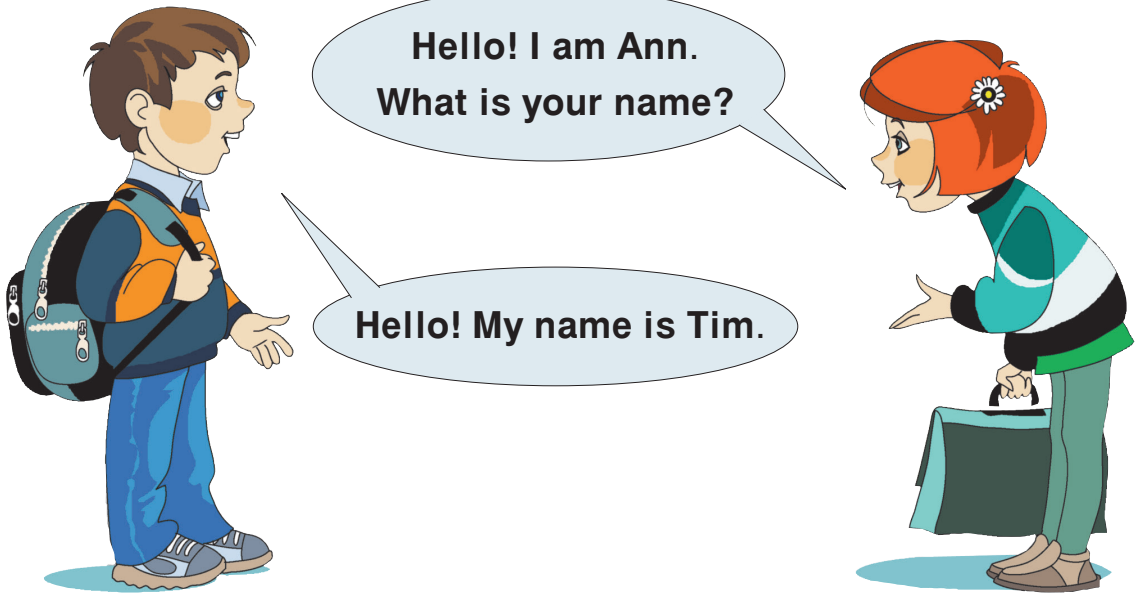
1 Look, listen, and repeat.



2 Look and say.



3 Let's talk.



4 Listen, repeat, and answer.

My name is Ann.
My name is Tim.
My name is Dan.
What is your name?
My name is _____.

5 Do it.



Sit down!




Stand up!



Say 'Goodbye!'

1 Look, listen, and repeat.



2 Look and say.

a)



Hello, Tommy.
Meet Doggy Dog.
He is my friend.




Hello, Tommy.

Hello, Doggy.



b)



3 Let's talk.



Ann

Tim



Tim John Dan



Rex

Tim



Tim Alex John

Dan



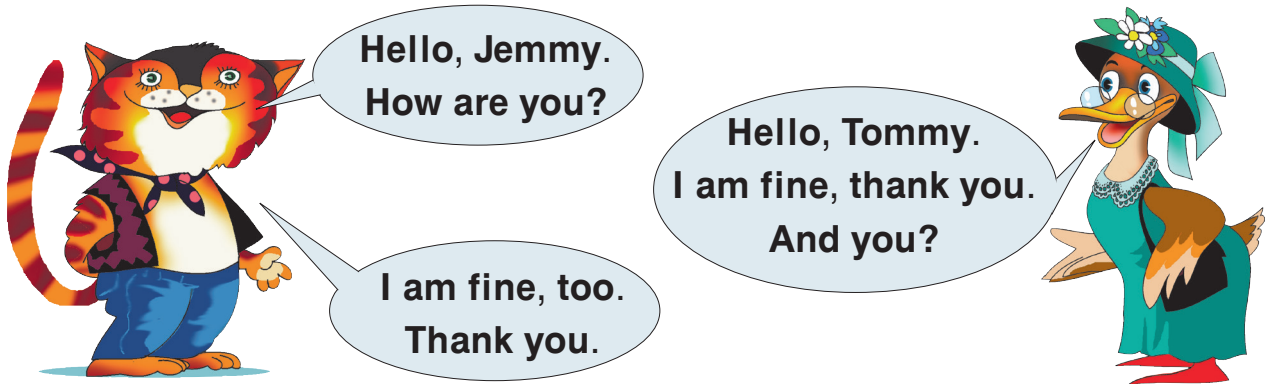
4 Let's sing.

A Girl from London

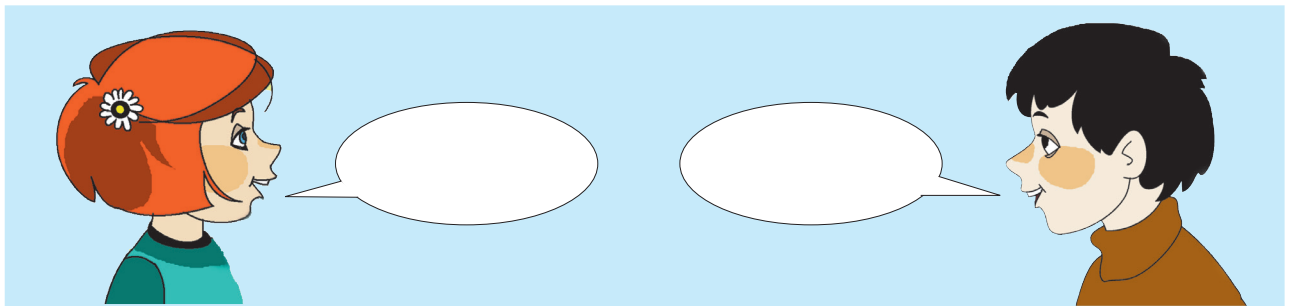
What is your name? What is your name?
Now tell me, please, what is your name?
My name is Janet. My name is Janet.
My name is Janet. That is my name.



1 Look, listen, and repeat.



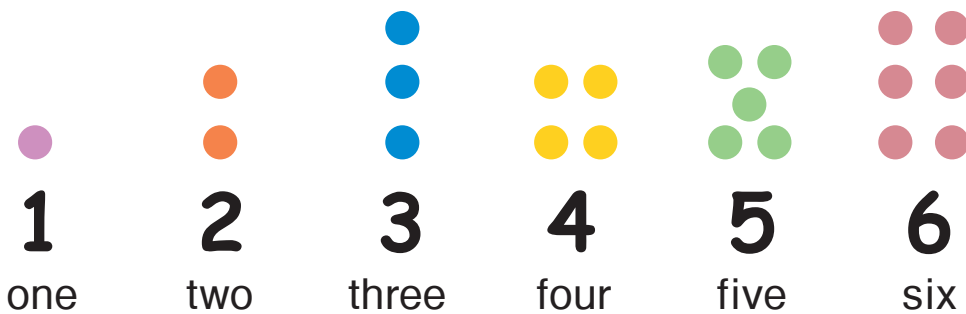
2 Let's talk.



Ann

Dan

3 Learn the numbers.



4 Look and say.

Example: Dan is number 1.

1 2 3 4 5 6



Dan

Ann

Tommy
Cat

Petty
Mouse

Danny
Rabbit

Jemmy
Duck


5 Learn the rhyme.

One, one, one,
Danny Rabbit, run.

Two, two, two
Dogs see you.

Three, three, three
Cats in the tree.

Four, four, four
Ducks on the floor.



6 Listen, repeat, and do.

1 2 3  One, two, three,
Clap, clap, clap.

4 5 6  Four, five, six,
Tap, tap, tap.

1 2 3 4 5 6  One, two, three,
Four, five, six,
Clap, clap, clap.

 Tap, tap, tap,
1 2 3 4 5 6 One, two, three,
Four, five, six.

1 Look, listen, and repeat.

1

one

2

two

3

three

4

four

5

five

6

six

7

seven

8

eight

9

nine

10

ten

11

eleven

12

twelve

2 Look and say. Examples: Number one is a boy.
Number eight is Danny Rabbit.

1




a boy

2



a girl

3



a woman

4



a man

5



Rusty Rooster

6



Jemmy Duck

7



Tommy Cat

8



Danny Rabbit

9



Doggy Dog

10



Ruddy Fox

11



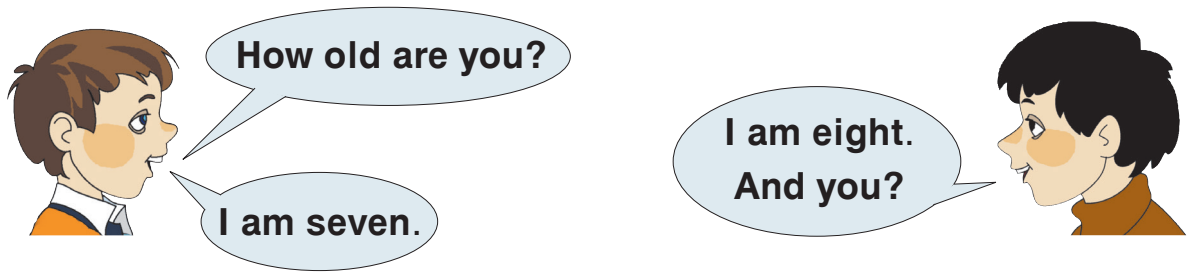
Hoppy Frog

12

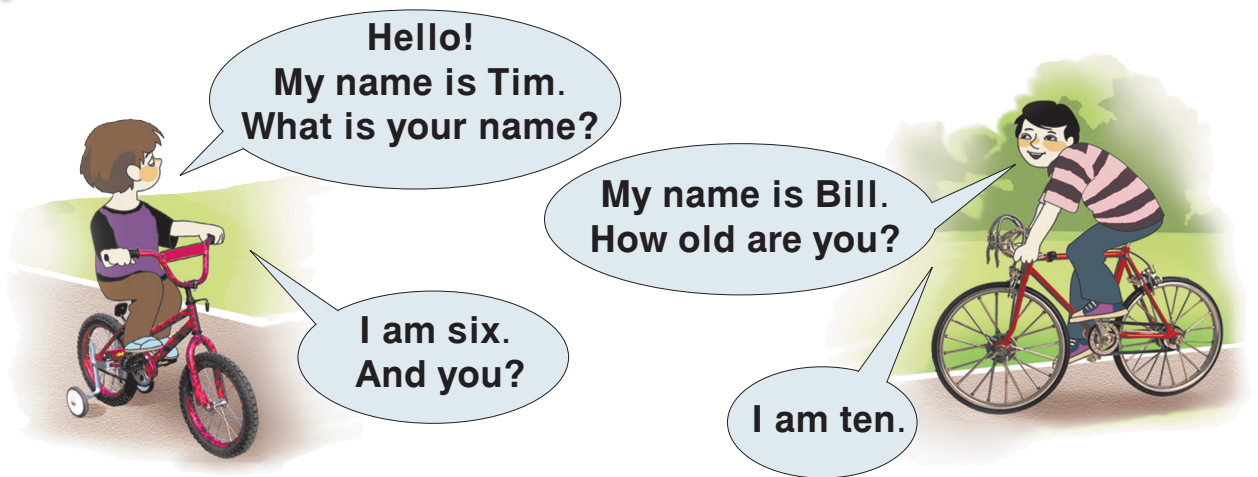


Petty Mouse

3 Listen and repeat.



4 Let's talk.



5 Play the counting game.

One, two, three, four,
Go to the door.
Five, six, seven, eight,
Walk straight.
Nine, ten, eleven, twelve,
Count from one to...

6 Let's sing.

A Girl from London

How old are you? How old are you?
Now tell me, please, how old are you?
I am eight years old. I am eight years old.
I am eight years old. That is my age.

1 Look, listen, and repeat.

a)

I am Rusty Rooster.
I am from Moldova.



I am Jemmy Duck.
I am from England.



I am Danny Rabbit.
I am from the USA.

b)




2 Ask and answer.

Example: A: What is your name?
B: My name is Ann.

A: How old are you?
B: I am eight.

A: Where are you from?
B: I am from England.



Sam
6
USA



Nick
10
England



Maria
12
Moldova



Ann
8
England



Sandu
9
Moldova



Alice
5
USA

3 Look and say.



Hello, Hoppy.
Meet my friend
Jemmy Duck.

Hello, Jemmy.
Where are you from?



Hello!
I am from England.

4 Introduce your friend.

Example: Tim: Meet Sam.
He is seven.
He is from the USA.



Tim
8
England

Sam
7
USA

Ann
8
England

5 Let's sing.

A Girl from London

Where are you from? Where are you from?
Now tell me, please, where are you from?
I am from London. I am from London.
I am from London. That is where I am from.

1 Look, listen, and repeat.

Petru is from Moldova.
Ann is from England.

Betty is from Canada.
Leticia is from Italy.

Petru Ann

Betty Leticia

2 Look and say. Example: A. Where is Luciano from?
B. He is from Italy.

Luciano Italy Pam Canada Ivan Russia Rodica Romania

Steve USA Sanda Moldova Paul England

3 Ask and answer.

Where is your mother from? She is from _____.
Where is your father from? He is from _____.

4 Let's talk.

a) **Tim:** Hello, Ann!
Meet my friend Dan.
He is from England.
Ann: Hello, Dan.
Dan: Hello, Ann.

b) **Tim:** Hello, Pat!
How are you?
Pat: I am fine, thank you.
And you?
Tim: I am fine, too.

c) **Betty:** How old are you, Kate?
Kate: I am ten. And you?
Betty: I am eleven.


5 Learn the rhyme.

One little, 1 2 3
Two little,
Three little ducks.

Seven little, 7 8 9
Eight little,
Nine little ducks.

Four little, 4 5 6
Five little,
Six little ducks.

Ten little, 10 11 12
Eleven little,
Twelve little ducks.



6 Let's sing.

A Girl from London

Where is she from? Where is she from?
Now tell me, please, where is she from?
She is from London. She is from London.
She is from London. That is where she is from.

1 Look, listen, and repeat.




pencil



pen



pencil box




ruler



This is a desk!

That is a map!



desk



map



exercise book



book

This is an exercise book.

It's my exercise book.

It's not your exercise book.


That is a pencil.

It's your pencil.

It's not my pencil.

2 Look, listen, and say.

This is my pen.
It is not your pen.




That is your ruler.
It is not my ruler.



This is my book.
It is not your book.



That is your pencil box.
It is not my pencil box.




3 Listen and do.

Open the book.
Open the exercise book.
Open the pencil box.

Close the book.
Close the exercise book.
Close the pencil box.

4 Read and write.




5 Draw your school things and name them in English.

1 Look, listen, and repeat.



eraser



sharpener



ball



satchel



Is this a pencil?

Yes, it is.

Is that a sharpener?

No, it is not.

It is a pen.

Is this your pen?


Yes, it is.

Is that your satchel?


No, it is not.

2 Look and ask.

a)



b)



3 Read and write.

Bb	L I
ball	Ben

1 Look, listen, and repeat.

What's this?

It's a book.
It's old.
It's not new.

It's a pencil.
It's short.
It's not long.

It's a satchel.
It's small.
It's not big.

It's a satchel.
It's big.
It's not small.

It's a pencil.
It's long.
It's not short.

It's a book.
It's new.
It's not old.

It's = It is
It isn't = It is not
What's = What is

What's this? It's a satchel.
Is it new? Yes, it is. / No, it isn't.

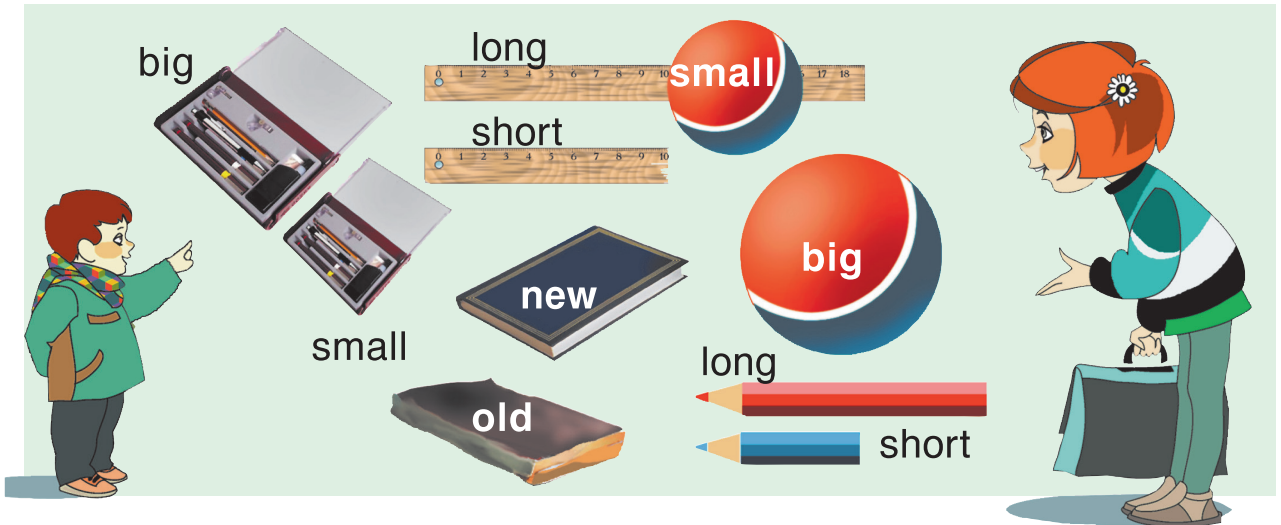
2 Ask and answer.

Example: Tim: What's this?

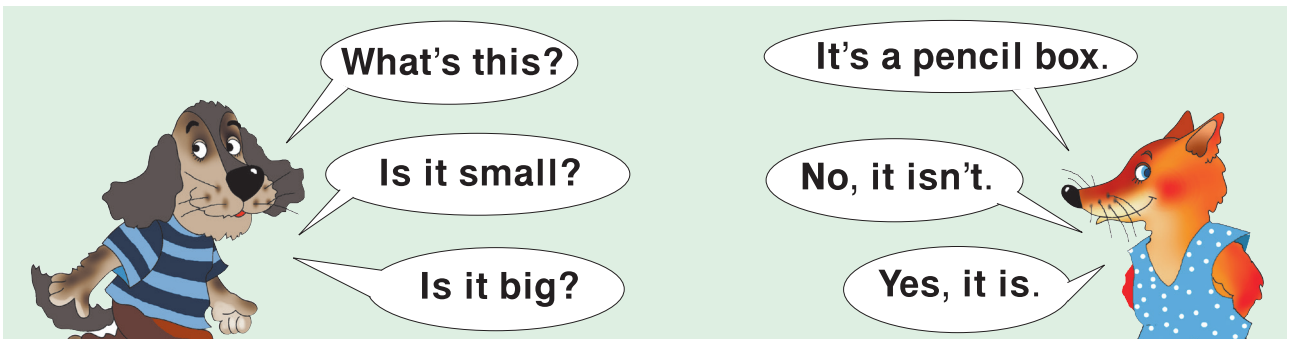
Ann: It's a pencil box. It's small.

Tim: What's that?

Ann: It's a ruler. It's long.



3 Let's talk.



4 Let's play "What is this?"

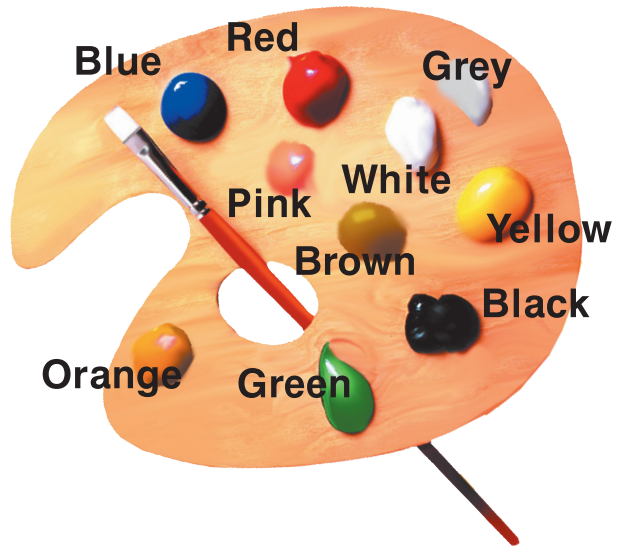
Example: A. It's long. What's this?

B. It's a ruler.

5 Name and write the letters. Read and write the words.



1 Look, listen, and repeat.



2 Look and say.

The ruler is **white**.

The pencil box is **yellow**.

The bag is **green**.

The pen is **brown**.


The pencil is **red**.

The book is **blue**.

The exercise book is **pink**.



3 Look and answer.



Is your pen blue?

Yes, it is.



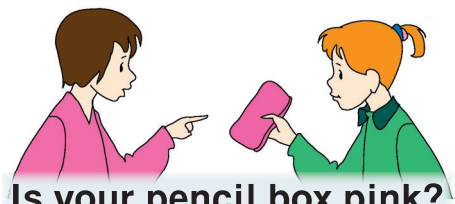
Is your ruler yellow?

No, it isn't. It's green.



Is your book red?

Yes, it is.



Is your pencil box pink?

Yes, it is.

4 Speak about your school things.

My pen is green. It's new.
My pencil box is black. It's big.

5 Let's play "Guess the colour".

It's a pen.
Is it white? Is it green?
No, it isn't. Yes, it is.

6 Learn the rhyme.



One, two,
Red and blue.



This is a queen,
Orange and green.



Up and down,
Yellow and brown.




That is a kite,
Black and white.

7 Read and write.

Aa	Bb	Ee	Ll	Mm	Nn	Pp	Tt
name			Pete				
Ann			Ben				
Pat			pen				
man			ten				

What Colour Is His Cap?

1 Look, listen, and repeat.

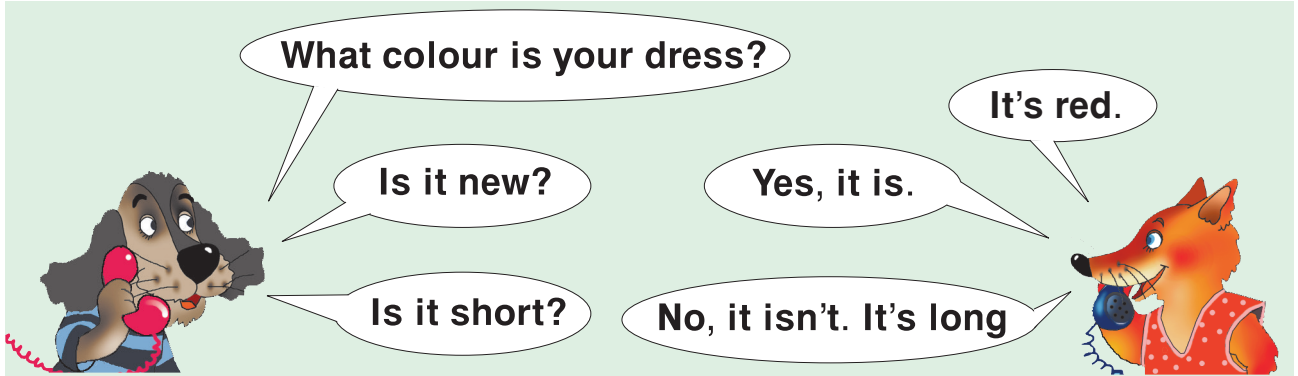


What colour is his tie? It's blue.
What colour is her dress? It's green.

2 Ask and answer.


Example: A. What colour is your cap?
B. It's red.

3 Let's talk.



4 Learn the rhyme.

My dress is green,
Your shirt is white,
Her blouse is yellow,
His tie is bright.



5 Name and write the letters.

Cc Dd Gg Ii

6 Read and write.

a cat a man
I am Dan. I am Ben. I am Ann.
I am nine. I am ten. I am big.

1 Look, listen, and repeat.



bench



tree



bush



lamp



bird



basket



flower



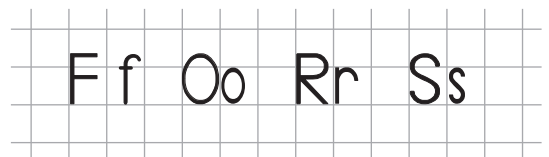
in the tree	near the bush
in the bush	near the bench
in the park	near the tree
on the bench	under the bench
on the lamp	under the tree

2 Ask and answer. **Example:** Where is the girl?
In the park.



3 Let's talk. **Example:** Where is your pen?
On the desk.

4 Name and write the letters.



5 Read and write.

a frog
a girl
a tree
a bird

The frog is green.
The girl is small.
The tree is old.
The bird is big.

1 Unscramble the words. Read and write them.
bdri der grnee frgo nein

2 Say what colour it is.
Example: The tree is green.



3 Name the colours of the flags.



Moldova



UK



USA



Canada

4 Let's play "I See Something Red".

Example: A. I see something red.
B. Is it a ball?
A. Yes, it is./ No, it isn't.

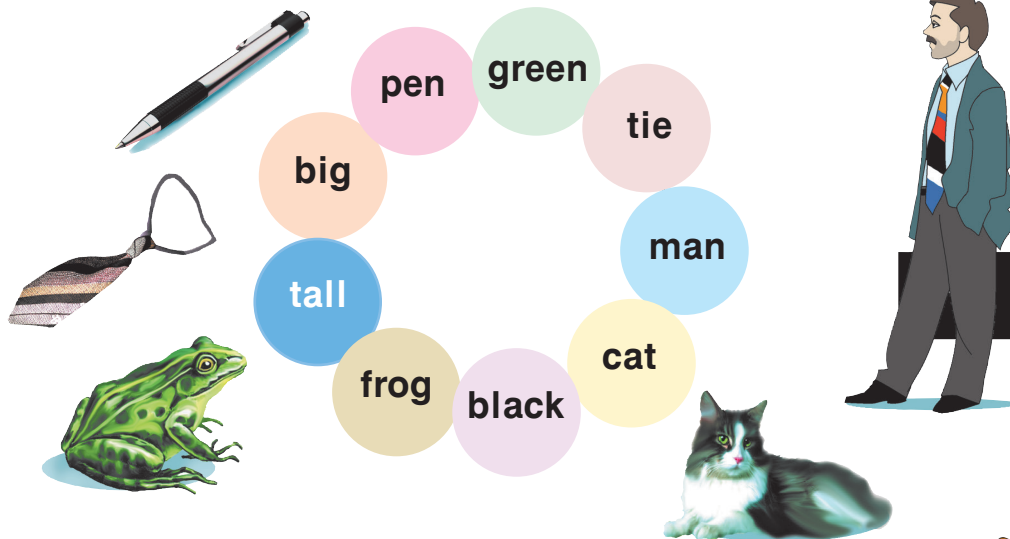
5 Look and say.

Example: The bird is in the tree.



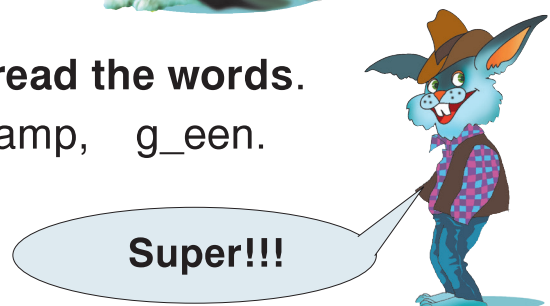
6 Which words match? Write them in your exercise book.

Example: The frog is green.




7 Write the missing letters and read the words.

t_e, _an, t_n, d_ess, _amp, g_een.



1 Look, listen, and repeat.



I'm = I am


Tim's plane is red.
Ann's kite is big

2 Listen and repeat.

This is Tim's bike. His bike is good.
This is Tim's bus. His bus is blue.
This is Tim's train. His train is long.
This is Ann's doll. Her doll is big.
This is Ann's rope. Her rope is new.

3 Look and say.

John



This is John's train.
It's short.

Tim



Alex


Dan



Stacy

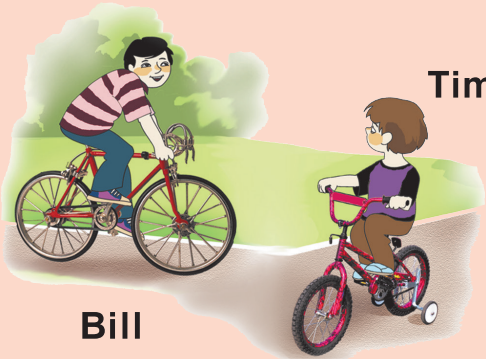


Irina



This is Irina's rope.
It's long.

Tim



Bill

4 Name and write the letters.



5 Read and write.

a cap an eraser a train a bus
This is your cap. It is old.
That is an eraser. It is not a pen.
Her name is Kate. His name is Andy.
Ann's doll is small. Andy's bus is big.

1 Look, listen, and repeat.



grandfather

grandmother



father



mother



sister



brother



I **have** a brother and a sister.
We **have** a mother and a father.

2 Listen and repeat.

Tim's mother is **young**.

Nick's father is **tall**.

Jim's grandmother is **old**.


Ann's grandfather is **short**.

Lily's brother is **kind**.

Andy's sister is **pretty**.

3 Look and say.

Example: Jim's father is tall.



4 Read the sentences.

I am Tim. I have a sister. She is pretty.

I am Lily. I have a brother. He is tall.

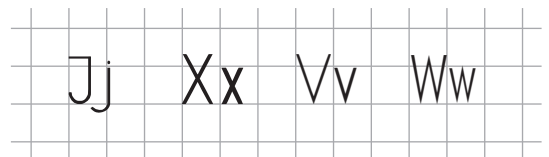
I am Nick. I have a mother and a father. They are young.

I am Andy. I have a grandmother and a grandfather. They are kind.

We have a dog. It is big.

5 Speak about your family.

6 Name and write the letters.



7 Read and write.

kind pretty vest box white

Dan's father is young. He is tall.

Jim's sister is small. She is pretty.

Mary's vest is new. It is black.

1 Look, listen, and repeat.



Mr Dean
policeman



Mrs Reeds
housewife



Mr Reeds
mechanic



Tim
pupil



Mr Parker
programmer



Mr White
teacher



Mrs Grey
shop-assistant



Mr Davis
doctor



Mr Black
driver



Mr Hanson
farmer

Is your father a driver? Yes, he is. / No, he isn't.
Is your mother a doctor? Yes, she is. / No, she isn't.

2 Ask and answer questions about the pictures.

a) A: What is Mr White's job?
B: He is a teacher.

b) A: Is Mr Davis a farmer?
B: No, he isn't.
A: What is his job?
B: He is a doctor.

3 Look and say.



4 Listen and read the sentences.

Tim's mother is a doctor. His father is a programmer.
Ann's father is a farmer. Her mother is a shop-assistant.
My sister is a teacher. My brother is a driver.
Andy's grandfather is a mechanic. His grandmother is a housewife.

5 a) Find someone whose father/mother/grandfather/grandmother is: **a farmer, a doctor, a teacher, a shop-assistant, a driver, a housewife, a policeman, a programmer, a mechanic.**
Example: Is your mother a doctor?

b) Report your findings to the class.
Example: Kate's mother is a housewife.

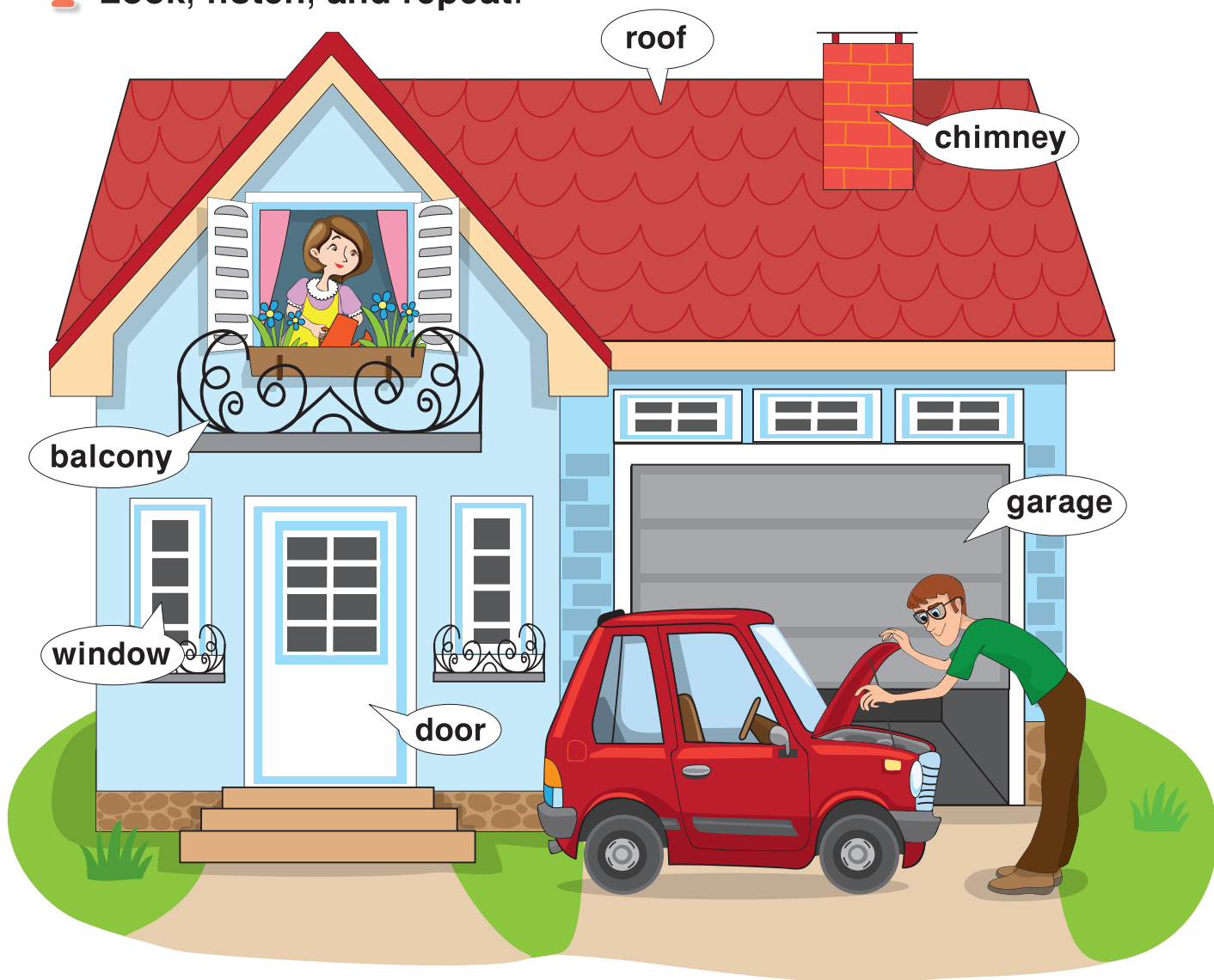
6 Name and write the letters.



7 Write the missing letters and read the words.

mo_her, sist_r, fat_er, br_ther, tea_her, dri_er, p_pil.

1 Look, listen, and repeat.



She **has** a house. It **has** a garden.
He **has** a house. It **has** a garage.

2 Read.

She has a house. Her house is new.
It has a balcony. It is small.
It has a garage. It is big.
It has a garden. It is big too.

3 Look and say. Example: Tim has a ball. Ann has a rope.



4 Read the rhyme. Say what Sue and Jack have.

I am Sue, I have a bike
And I have a red ball.

I am Jack, I have a kite
And I have a black cat.

I am Sue, I have a doll.

I am Jack, I have a book.

A doll, a bike and a red ball.

A book, a kite and a black cat.

5 Read and answer the questions.

Jill has a house. It is new. It is in a tree. It is a bird house.
It is not big. It is small. The house is yellow. The roof is red.
The window is white.

1. Where is the house?
2. Is the house big?
3. What colour is the roof?
4. What colour is the window?



6 Read and write.

Qq Zz

a window a garage a chimney
a garden a queen a zoo
We have a house. It is new.

1 Look, listen, and repeat.



bed



computer



bath-tub



fridge



TV set

TV-stand



living-room



bedroom



bathroom



kitchen

I don't = I do not
We don't = We do not

2 Look, read and answer.

Where is Tommy Cat?

Where is Doggy Dog?

Where is Jemmy Duck?

Where is Pinky Pig?

3 Match and read the sentences.

- | | |
|-------------------------------|----------------|
| 1. The TV set is in the ... | A. bedroom |
| 2. The bath-tub is in the ... | B. kitchen |
| 3. The fridge is in the ... | C. living-room |
| 4. The bed is in the ... | D. garage |
| 5. The car is in the ... | E. bathroom |

Do you have a computer? Do you have a TV set?
Yes, I do. / Yes, we do. No, I don't. / No, we don't.

4 Read.

We have a house. It is new. It has a living-room and two bedrooms. The living-room is big. The bedrooms are small. The computer is in my bedroom. The TV set is in the living-room. We have a kitchen and a bathroom too.

5 Ask and answer.

Example: **A:** I have a bike. Do you have a bike?
Yes, I do.
B: I have a cat. Do you have a cat?
No, I don't. I have a dog.

6 Look and say.

Tim has a _____.



Andy has a _____.



7 Read and sing the ABC.

A, B, C, D, E, F, G, H, I, J, K, L, M,
N, O, P, Q, R, S, T, U, V, W, X, Y, Z.

Now you see
How I know the ABC.

1 Look, listen, and repeat.



bookcase



chair




armchair



table



sofa



Mrs White

Mr White

Mrs Green

carpet

Sid

floor

Dolly

He doesn't = He does not
She doesn't = She does not

Does he have a lorry?
Yes, he **does**. / No, he **doesn't**.

2 Look and say.

- a) A: Do they have a sofa?
B: Yes, they do.
A: Do they have a computer?
B: No, they don't.

- b) A: Does Dolly have a doll?
B: Yes, she does.
A: Does Sid have a train?
B: No, he doesn't.

3 Let's talk.

- a) Do you have a house?
Yes, we do. / No, we don't. We have a flat.
- b) Does Nick have a sister?
Yes, he does. / No, he doesn't. He has a brother.

4 Read.



Our Living-room

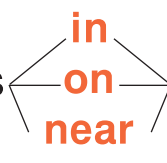
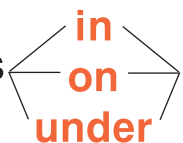
We have a sofa and an armchair. They are new. They are white. They are in the living-room. We have a bookcase. It is in the living-room, too. We have a carpet. It is on the floor. Mother has a new book. Father has a newspaper. Sid has a lorry. I have a pretty doll. Does grandmother have a book? No, she doesn't. She has a scarf.

5 Ask and answer questions about the picture on p. 38.


Example: Where is the chair?
It is near the little table.

6 Look at the picture and choose the right word.

The carpet is  the floor. The table is  the armchair.

The sofa is  the living-room. The ball is  the chair.

7 Arrange the letters in alphabetical order.



8 Let's play "Guess what Tom has in his satchel".


1 Look and say what the characters in the pictures have.

Example: Hoppy Frog has a flower.
She doesn't have a book.



2 Ask and answer.

Example: Is Pat a pupil? Yes, she is.



3 Arrange the words and read the sentences.

1. a, I, doll, have.

2. don't, I, plane, a, have.

3. name, Sid, is, My.

4. eight, I, am.

5. Polly's, is, house, new.

6. is, farmer, Mr Hanson, a.

4 Write the missing vowels.



5 Say where they are.



Sid



Mrs White

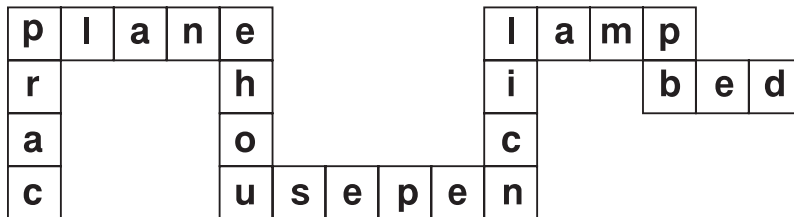


Mr Reeds



Mrs Smith

6 Find 7 words. Write them.




7 Arrange the words in alphabetical order.

ruler table map house vase garden
 armchair yellow lamp nine sofa kite
 window bed jam zoo one car
 Italy queen egg doctor plane fridge



1 Look, listen, and repeat.



one dog – two dogs
one boy – three boys

one cat – four cats
one tree – five trees

2 Look at the pictures and say how many.

Example: How many umbrellas?
One umbrella.

How many trees?
Five trees.

3 Read.

Tim: Do you have a pencil?

Dan: Yes, I do. It's in my pencil box.

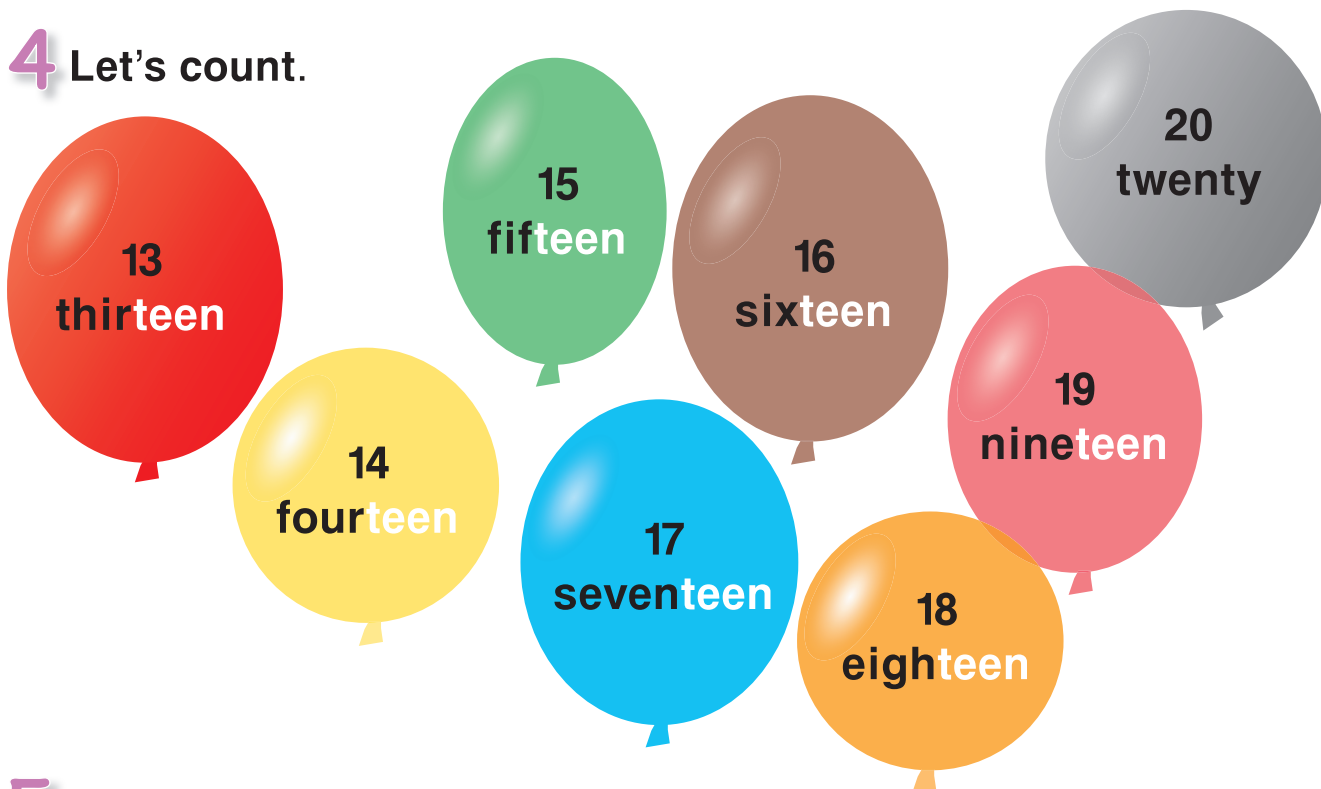
Tim: Oh! You have two pencils in it.
Give me one, please.

Dan: Here you are.

Tim: Thank you.



4 Let's count.



5 Read and learn the rhyme.

One banana, two bananas,
one, two, three.
Three bananas in the tree!
Four bananas, five bananas,
four, five, six.
Six bananas in the tree!
Seven, eight, nine, ten!
Ten bananas in the tree!

Eleven, twelve, thirteen.
Thirteen bananas in the tree!
Fourteen, fifteen, sixteen.
Sixteen bananas in the tree!
Seventeen, eighteen, nineteen,
twenty!
Twenty bananas in the tree!

6 Count the things in your classroom.

7 Say how many.

Example: I have one pencil.

Vicky has one, two, three, four, five pencils.

8 Let's talk.

Example: My brother is sixteen.

Do you have a brother? How old is he?

1 Look, listen, and repeat.



This is a car.
That is a lamp.



These are cars.
Those are lamps.

2 Look and say.

This is a doll.
That is a tree.



This is a _____.
That is a _____.



These are _____.
Those are _____.



These are _____.
Those are _____.



3 Listen and read.

1. This is Tim's bike and these are his cars.
2. This is Tom's dog and these are his balls.
3. This is Ann's scarf and these are her skirts.
4. This is Kate's rope and these are her dolls.
5. That is Sam's brother and those are his sisters.
6. That is Kate's pencil box and those are her books.
7. That is Dan's friend and those are his teachers.

4 Complete the dialogue. Read it.



Tim: These are my _____.
They _____ new.
Do you have _____?



Ann: No, I don't. But I have two _____.
These are my _____.
And those are my _____.




5 Substitute words for pictures and read the sentences.

This is a  .

These are  .

This is a  .


These are  .

This is a  .

These are  .

That is a  .

Those are  .

That is a  .

Those are  .

6 Arrange the words and read the sentences.

1. my, is, This, car.
2. Dan's, These, trains, are.
3. is, skirt, her, That.
4. Those, shirts, not, his, are.

1 Look, listen, and repeat.



dress – dresses

bench – benches

bush – bushes

fox – foxes

2 Ask and answer.

a) Are these jeans?
Yes, they are.

b) Are those dresses?
No, they are not.

3 Choose the right answer.

Are these shorts?



Yes, they are.
No, they are not.

Are these dresses?



Yes, they are.
No, they are not.

Are these foxes?



Yes, they are.
No, they are not.

Are these shoes?



Yes, they are.
No, they are not.

Are these trousers?



Yes, they are.
No, they are not.

4 Read.



These are Tim's jeans. They are new. They are not old. They are blue. Those are his father's shoes. They are new too. They are not blue. They are brown.



5 Read and say **True** or **False**.

Tim has jeans.
Tim's jeans are old.
Tim's jeans are green.
Those are Tim's shoes.
His father's shoes are brown.

1 Look, listen, and repeat.



2 Do and say.



Example: Point to your nose and say: "This is my nose". Point to your eyes and say: "These are my eyes".





3 Substitute words for pictures and read the sentences.


I have two eyes. My  are green.


Pat has two eyes. Her  are blue.


I have two ears. My  are small.

The dog has two ears. Its  are big.

I have a nose. My  is short.

Pinochio has a nose. His  is long.

I have two hands. My  are clean.

Little Johny has two hands. His  are dirty.

4 Ask and answer questions.

Example: A: How many bikes?


B: Two.



5 Sing the song "Alouette".

6 Learn the poem "All About Me" from page 106.

1 Look, listen, and repeat.



It's winter. It's cold. It's a cold season.

2 Read and say what season it is.

It's a cold season.
It's _____.



It's a warm season.
It's _____.



It's a hot season.
It's _____.



It's a cool season.
It's _____.



3 Substitute words for pictures and answer the questions.

Example: Do we have  in winter? Yes, we do.

Do we have  in summer? No, we don't.

Do we have  in spring? _____.

Do we have  in autumn? _____.

Do we have  in winter? _____.

Do we have  in summer? _____.

Do we have  in autumn? _____.

4 Ask and answer.

When is your birthday?
It's in summer.



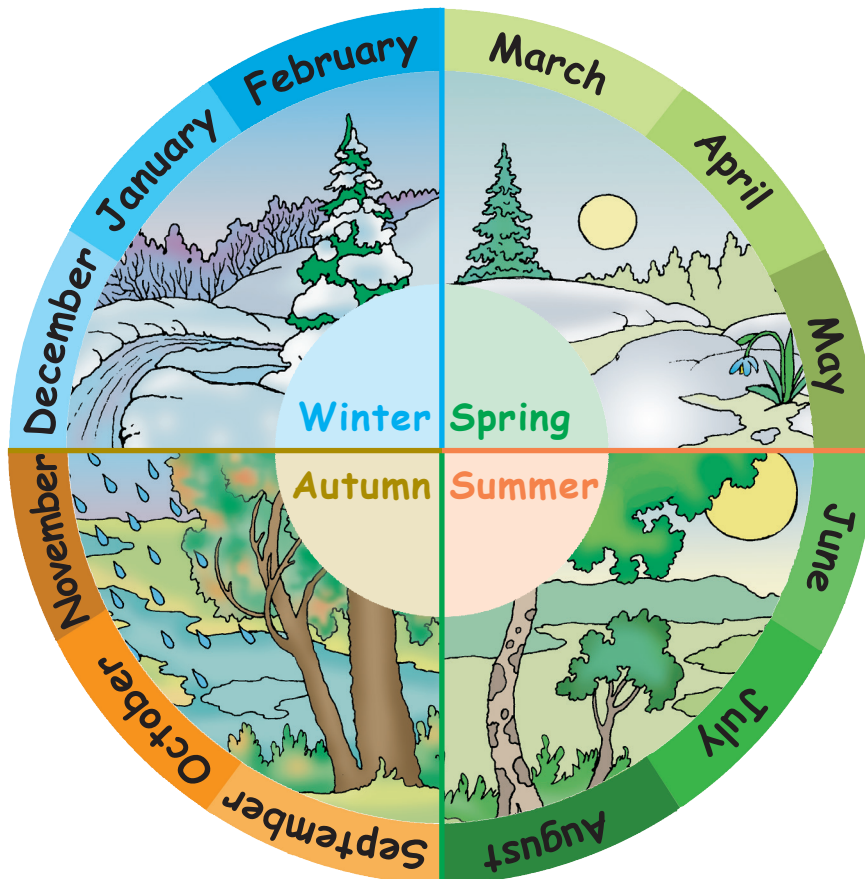
5 Read.

The Seasons

Spring is warm.
Summer is hot.
Autumn is cool.
Winter is cold.

Spring is green.
Summer is bright.
Autumn is yellow.
Winter is white.

1 Look, listen, and repeat.



2 Ask and answer.

Is it cold in winter? Yes, it is.

Is it hot in October? No, it isn't



January
1st – first



February
2nd – second



March
3rd – third



April
4th – fourth



May
5th – fifth

May is the fifth month.
October is the tenth month.

3 Complete and read the sentences.

January is **the first** month.

February is the _____ month.

March is the _____ month.

April is the _____ month.

4 Ask and answer. Example: When is Tim's birthday? It's in December.



Tim
December



Sandu
January



Tanea
February



Sergiu
October



Andrew
March



Vicky
April



Alex
June



Dan
July

5 Read.

It Is Winter

It's cold. It is not warm. The days are short and the nights are long. The trees and houses are white. My snowman is white too. His birthday is in December. December is the first winter month. My birthday is in February. February is the third winter month.



6 Look at the picture and write five sentences to describe it.

1 Listen and circle the letter.

a	b	c	d	e	f	g	h	i	j	k	l	m
n	o	p	q	r	s	t	u	v	w	x	y	z

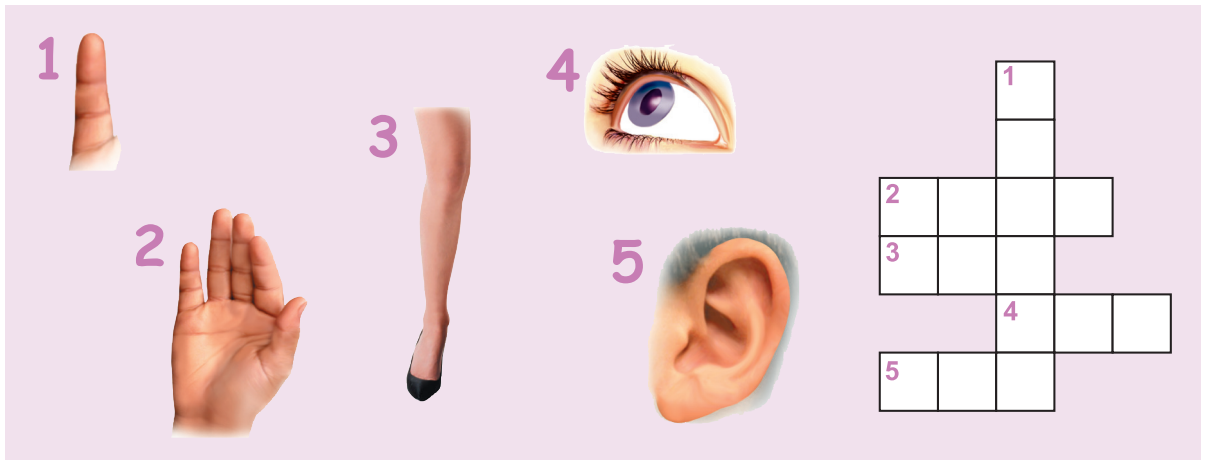
2 Name, count, and describe.



3 Match and read.

- | | |
|-----------------|--------------|
| 1. The eleventh | A. November |
| 2. The second | B. April |
| 3. The seventh | C. June |
| 4. The fifth | D. August |
| 5. The third | E. January |
| 6. The ninth | F. October |
| 7. The first | G. March |
| 8. The fourth | H. December |
| 9. The sixth | I. July |
| 10. The tenth | J. February |
| 11. The eighth | K. May |
| 12. The twelfth | L. September |

4 Complete the crossword puzzle.



5 Look at the picture and write **this**, **these**, **that**, **those**.

This is a map.
 _____ is a satchel.
 _____ are pupils.
 _____ are trees.
 _____ are cars.
 _____ is a policeman.
 _____ is a teacher.



6 Read and answer the questions.

Is it warm in winter?

Is it hot in summer?

Is it cool in spring?

Do we have snowdrops in autumn?

Do we have rain in spring?

Is the grass green in winter?

Does it rain in autumn?

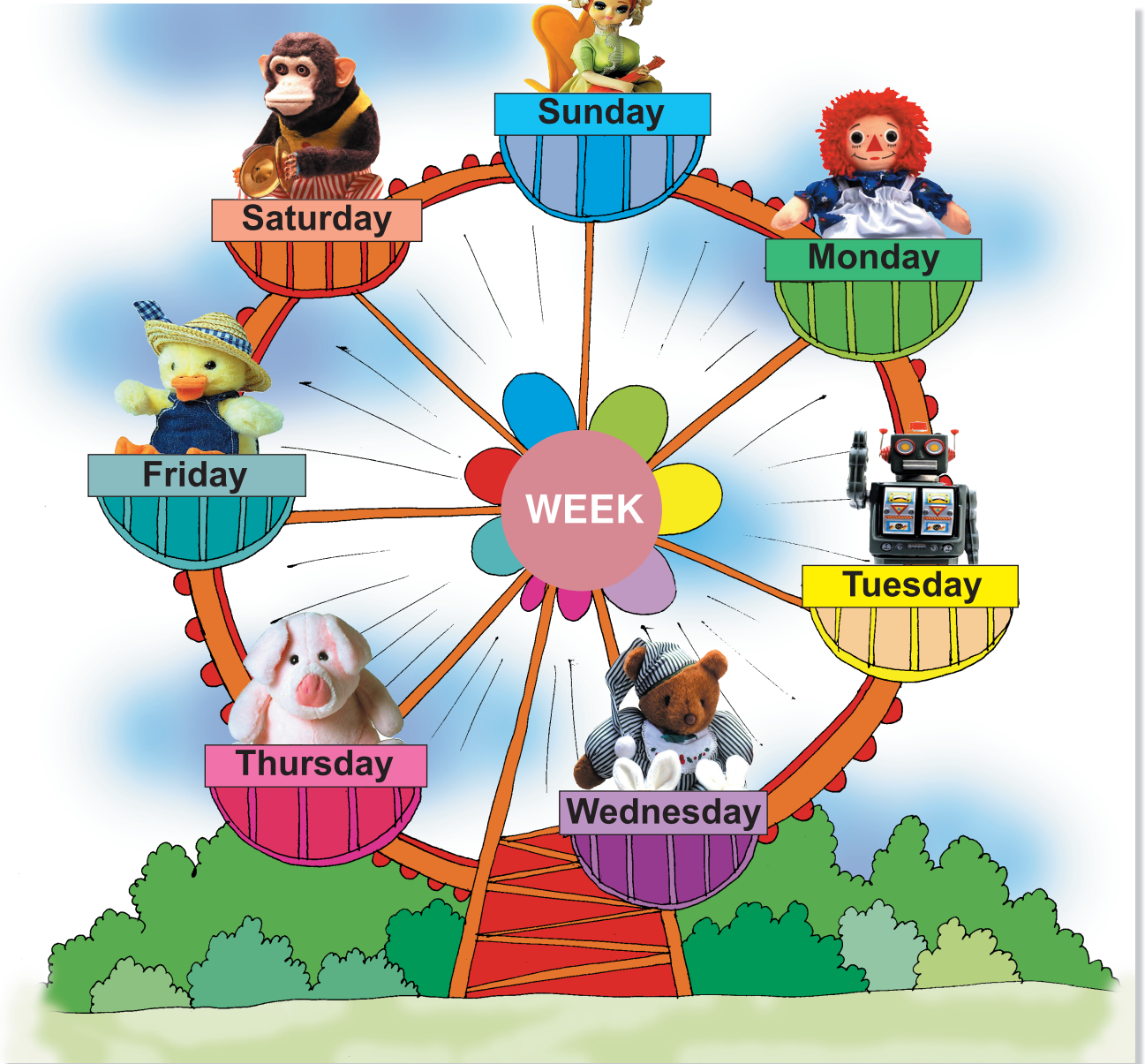
Does it snow in summer?

7 Name the spring/summer/autumn/winter months.



What Day Is It Today?

1 Look, listen, and repeat.



2 Read.


A: What day is it today?

B: It's Monday. It's the second day of the week in England.

A: What is the first day of the week in England?



C: It's Sunday.

3 Look and read.




On Monday I get up.

On Tuesday I wash.





On Wednesday I eat.

On Thursday I read.



On Friday I write.

On Saturday I play.



On Sunday I go to bed.


4 Play the game 'Odd-Man-Out'.

Diana, Dan, Alex, Andy, Sunday
red, brown, green, Monday, blue
long, short, Tuesday, new, thin
five, Wednesday, seven, twelve
Thursday, wash, play, eat, sleep
head, Friday, nose, mouth, hand
house, room, Saturday, kitchen, bathroom

5 Arrange the days of the week. Write them in your exercise book.

Friday, Sunday, Wednesday, Monday,
Thursday, Saturday, Tuesday

1 Look, listen, and repeat.



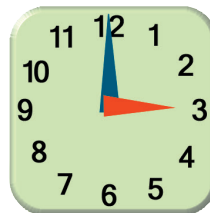
It's seven
o'clock.



It's five
o'clock.



It's eleven
o'clock.



It's three
o'clock.

2 Look and say what time it is.



It's _____
o'clock.



_____.



_____.



_____.

3 Let's talk.

A: Excuse me. What time is it?

B: It's seven o'clock.

A: Thank you.

B: You are welcome.

4 Guess the time. Example: Is it three o'clock? – No, it isn't.
Is it two o'clock? – Yes, it is.



I get up at seven o'clock.

I go to bed at nine.

Dan gets up at eight o'clock.


Dolly goes to bed at ten.

5 Read and say when you usually do the following.

I get up at seven o'clock. Tim gets **s** up at eight o'clock. I eat at nine o'clock. Bill eats **s** at ten o'clock. I go to school at eight o'clock. Kim goes **es** to school at twelve o'clock. I come home at one o'clock. Jane comes **s** home at two o'clock. I go to bed at nine o'clock. Dolly goes **es** to bed at ten o'clock.

6 Look and say what the Browns usually do at 8 o'clock.


Example: Tom plays at 8 o'clock.



7 Learn the rhyme.

Tick-tock, tick-tock,
Says the clock.
Tock-tick, tock-tick,
Be quick.

1 Look, listen, and repeat.



I don't play in the morning.
She doesn't play in the morning.

2 Say what you do/don't do in the morning.

Example: I get up in the morning.
I don't go to bed in the morning.

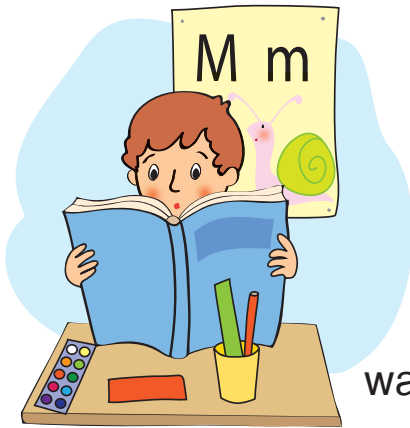
3 Look and say what Tim does/doesn't do every day.



say "Hello!"



play computer games



wash the floor



go to bed

4 Read.

A Long Day


I get up at 7 o'clock in the morning. I go to school at 8 o'clock. I do not play in the morning. I play in the afternoon. I read in the evening. I sleep at night.

Ann gets up at 7 o'clock in the morning. She goes to school in the morning. She does not go to school in the afternoon. She plays in the afternoon. She reads in the evening. She sleeps at night.

5 Say what you do every day.

6 Write 5 sentences about what you do every day.

1 Look, listen, and repeat.



Do you play chess?
Yes, I do. / No, I don't.
Yes, we do. / No, we don't.

2 Ask and answer the questions.

Example: Do you play chess?
Yes, I do. / No, I don't.

- 1) Do you go to school?
- 2) Do you read books?
- 3) Do you speak English?
- 4) Do you sing songs?
- 5) Do you play tennis?
- 6) Do you play football?



3 Read the text and speak about your friend.



My name is Vicky. I am from London.
I am eight. I am a pupil.
I play tennis. I don't play football.
I have a friend. Her name is Ann. She is a pupil, too. She isn't from London.
She is from Chişinău.
She doesn't play tennis. She plays chess.
Do you have a friend?

4 Complete and read the sentences.

- 1) Vicky is _____.
- 2) She is from _____.
- 3) She has a _____.
- 4) Ann plays _____.
- 5) She is a _____.

5 Write 5 sentences about your friend.

1 Look, listen, and repeat.

tea



egg



coffee




jam



milk



sweets



butter



cheese



ice-cream



bread

2 Talk to your deskmate. Example: A: Do you like _____? B: Yes, I do./No, I don't.

Angela likes ice-cream.

Does she like jam?

Yes, she does. / No, she doesn't.

3 Look at the picture on page 64. Ask and answer questions.

Example: A: Does Jemmy Duck like tea?

B: Yes, she does.

A: Does she like ice-cream?

B: No, she doesn't.

4 Ask and answer questions about what the members of your family like.

Examples: a) A: Does your mother like milk?

B: Yes, she does.

b) A: Does your sister like cheese?

B: No, she doesn't. She likes jam.

5 Substitute words for pictures and read the text.

Angela's Brother

Andrew is Angela's brother. He is a programmer.

He gets up at six o'clock every morning.

He has an , , ,  and  in the morning.

At eight o'clock he goes to work. He likes his work.

In the afternoon he has  and . He comes home at six o'clock.

At home he doesn't work. He reads books and plays chess with Angela.

6 Read and say True or False.

Andrew is a teacher.

He gets up at six o'clock.

He has milk in the morning.


He goes to work at nine o'clock.

He has ice-cream in the afternoon.

He reads in the evening.

He plays chess with Angela.

1 Look, listen, and repeat.



play football




run



roller skate


HAVE FUN



ride a bike



jump the rope



walk

What do you do on Sunday?

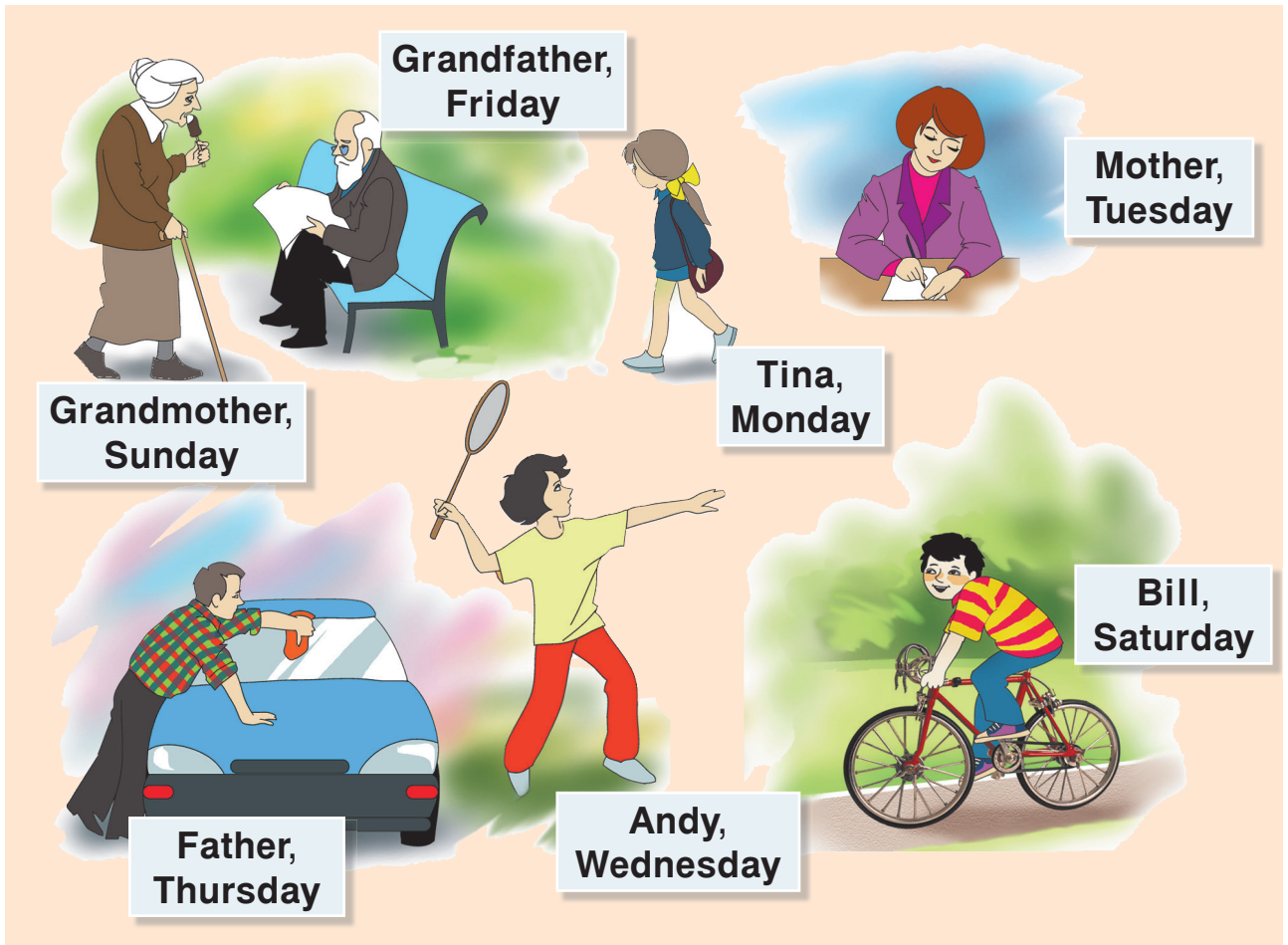
I ride my bike.

What does Kate do on Sunday?

She plays in the park.

2 Look, ask, and answer.

Example: What does your father do on Monday?
He washes his car.



3 Read the dialogue.

Tim: What do you do on Sunday?

Lily: We go to the park.

Tim: What do you do in the park?

Lily: Mother and Grandmother walk. Father plays tennis.

Tim: What does Bob do?

Lily: Bob rides his bike.

Tim: And you?

Lily: I play, run, and jump.

4 In pairs, talk about what you do on Sunday.

1 Indicate the right order of the days of the week.


<input type="checkbox"/> Saturday	<input type="checkbox"/> Thursday
<input type="checkbox"/> Monday	<input type="checkbox"/> Friday
<input checked="" type="checkbox"/> Sunday	<input type="checkbox"/> Tuesday
<input type="checkbox"/> Wednesday	

2 Write the missing letters.

T u r s a y

W e n e d y








3 Look and say what time it is. Say what you usually do at this time.



4 Write **Do** or **Does**.

- Do** you play chess?
- _____ she ride a bike?
- _____ he eat bread?
- _____ Ann like milk?
- _____ you go to school in the morning?

5 Match and say. Examples: Number one is bread.
Number three is an egg.

1		2		3		4	
			Jam Bread Butter Ice-cream Milk Cheese Egg				
7						5	
							6
							

6 Choose the correct answer.

What do you see in a park?

a) schools b) sofas c) trees

What does a house have?

a) doors b) apples c) shoes

What do we have in spring?

a) flowers b) snow c) clocks

What colour do you like best?

a) red b) yellow c) blue

What do you do on Sunday?

a) read b) play c) go to school

What do you eat in the morning?

a) ice-cream b) cheese c) frogs

What do you do at school?

a) read b) sleep c) ride a bike



1 Look, listen and repeat.



There is a new house in Green Street.
It's near the bank.

2 Look at the picture and complete the sentences.

There is a school in _____ .

There is a supermarket near the _____ .

There is a hospital near the _____ .

There is a stadium near the _____ .

There is a park in _____ .

There is a monument near the _____ .

3 Read.

Dan and Tim's Town

Dan lives in a big town. Tim lives in this town too. Dan lives in Park Street. Tim lives in Main Street. There is a hospital near Tim's house. There is a library near the hospital. There is a school near Dan's house. There is a park in his street. Dan goes to the park on Sunday. He rides his bike in the park. Tim goes to the stadium on Sunday. He plays football at the stadium.

4 Look at the picture and say **True** or **False**.

- There is a doll on the shelf.
- There is a lamp on the table.
- There is a dress on the chair.
- There is a cat under the table.
- There is a carpet on the floor.
- There is a ball on the chair.
- There is a book on the bed.
- There is a satchel near the chair.
- There is a pencil box on the table.



5 Describe the room in the picture.

6 Draw a picture of your room and describe it.

7 Write 5 sentences about your town/village.

1 Look, listen and repeat.



You're = You are

There is a girl in the street.
There are cars in the street.

2 Read and answer the question.

There are many old buildings in the street: a bank, a library, a theatre and a circus. Is that your street?

There are many new houses in the street. Is that your street?

There is a post office and a school in the street. Is that your street?

3 Learn the traffic rules.

The red light says: **Stop!**

The yellow says: **Wait!**

The green says: **Go!**

And when you go,

First look to the left,

Then look to the right.



4 Read the dialogue.

Tim: Excuse me.

Policeman: Yes?

Tim: Where is the school, please?

Policeman: It's near the park.



Tim: Thank you.

Policeman: You're welcome.



5 In pairs, ask and answer where the library/the post office/the shop/the hospital is.

6 Substitute words for pictures and read.

There are  in the bookcase. There is a  on the TV stand.

There is a  in the room. There are  in the room.

There is a  under the chair. There are  on the floor.

7 Describe the picture.



8 Write what you see in the street on your way to school.

1 Look, listen and repeat.



I am running.

Tina is sleeping.

Kate and Stacy are walking.

2 Do and say. **Example:** Jump. I am jumping.

- | | |
|------------------------|---------------------|
| 1) Jump. | 4) Clap your hands. |
| 2) Walk to the door. | 5) Go to the board. |
| 3) Walk to the window. | 6) Write the words. |

3 Look and say what they are doing.

Example: Amy is walking.



4 Say what the children in Exercise 3 are wearing.

Example: Diana is wearing jeans.

5 Read the sentences.

It is spring. It is a warm day. Irina is in the park.

There are green trees and beautiful flowers in it.

Irina is wearing a blue dress and a white hat.

She is sitting on a bench.

She is reading a picture book. She likes it.

6 Look at the picture and say True or False.

- 1) It is Saturday evening.
- 2) Father is reading a newspaper.
- 3) Little Johnny is playing with his dog.
- 4) Mother and Liz are watching TV.
- 5) The Browns are in the kitchen.
- 6) There is a doll on the floor.
- 7) Nick is listening to music.

7 Describe the picture.



8 Say what you and your friends are doing now.

1 Look and speak.



plum



nut



apple



potato



tomato



carrot

I am sitting. I am not standing.
He is eating. He is not playing

2 Read and say what Tim likes.

Tim's family is at home. His mother and father are in the living-room. They are writing letters. His grandfather is reading a book, his grandmother is watching TV. His sisters Tina and Diana are drawing. His brother Alex is playing football in the yard. Tim is in the garden. They have tomatoes, potatoes, carrots, apples and plums in it. There are flowers in the garden, too. There is a well in the yard. Tim likes his house and his village.

3 Correct the sentences.

Example: A: Tim's grandmother is playing football.

B: She is not playing football.

She is watching TV.

1. Tim's mother is walking.
2. Tim's father is working.
3. Alex is writing a letter.
4. Tina and Diana are playing with the cat.
5. Tim's grandfather is sleeping.

4 Look and write sentences.

Example:

A: Look at B.

B: He is sleeping.


He is not reading.

A: Look at D and E.

B: They are playing tennis.

They are not drawing.

5 Write what your grandmother and grandfather have in their garden.



1 Read the dialogue.



A: Hello!

B: Hello, Daddy. How are you?

A: I'm fine. Thank you. And you?

B: I'm fine, thanks.

A: Are you watching TV?

B: No, I am not. I'm reading a book.

A: Is Nick reading too?

B: No, he isn't. He's playing with his dog.



Are you watching TV?
Yes, I am. / No, I am not.

Is he reading?
Yes, he is. / No, he isn't.

2 Look at the pictures and answer the questions.



Are the girls
jumping?



Is Ann reading?



Are the boys playing?



Is Kate
drawing?

3 In pairs, ask and answer questions.



- Examples:**
- a) Is Jemmy Duck writing?
Yes, she is.
 - b) Is Danny Rabbit washing?
No, he isn't. He is playing.

4 Read the text and answer the questions.

They Are Having Fun

It is Sunday. It is warm and sunny. The trees are green and the grass is green too. Ben and his friends are not in the school. They are in the school yard. They are not playing chess. They are playing with the ball. They are running and jumping. They are having fun.


Is it Tuesday?

Is it sunny?

What colour are the trees?

Is the grass yellow?

Where are the boys?



- Are they sleeping?
Are they having fun?

5 Sing and play.

Are you sleeping,
Are you sleeping,
Brother John,
Brother John?

Morning bells are ringing,
Morning bells are ringing,
Ding, ding, dong,
Ding, ding, dong.

1 Look and speak.



horse



cow



pig




duck



rooster



hen



chicken

2 Find the words and use them to describe the picture.
Example: The cat is sleeping.



run sleep play feed stand work fly sit eat



3 Read and say what Mr Hanson has on his farm.

On the Farm

Mr Hanson's farm is in the village. It is a big farm. He has horses, cows, and pigs. He also has roosters, hens, chickens and ducks. The cows give milk. The hens and ducks give eggs. The horses help him work on the farm. Mr Hanson and his wife are very busy, but they like their farm.

4 Read the questions and complete Mr Hanson's answers.

1. What's your name?
My _____ is _____.
2. What is your job?
I am a _____.
3. Where do you live?
In the _____.
4. Is your farm big?
_____, it _____.
5. What do you have on your farm?
I have _____.
6. What do your cows give?
_____.

5 Ask and answer. Example: Is the girl reading?

No, she isn't.
She is writing.



read



sleep




run




play computer games



play football



1 Look and say what Nick and Andrew like.



2 Write **am**, **is**, **are**.

I _____ reading.

Mother _____ watching TV.

Alex _____ running.

They _____ playing.

I _____ jumping.

She _____ riding her bike.

We _____ having fun.

_____ you drawing?

3 Unscramble the sentences. Read them.

1. is, his, Ted, bed, sleeping, in.

2. not, I, drawing, am, a map.

3. washing, hands, Are, you, your?

4. are, The cows, standing.

5. the hens, feeding, not, The girls, are.

6. he, watching TV, Is?

4 Choose the right word.

1. There are (a cake/cakes) on the table.

2. There is (maps/a map) in the classroom.

3. There are (cows/a cow) on the farm.

4. There is (a horse/horses) in the yard.

5. There are (five nuts/a nut) in the box.

5 Find the differences.

Example:

There is an apple on the first tree.

There are many apples on the second tree.



6 Who says...?

Quack, quack!

Oink, oink!

Cock-a-doodle-doo!

Moo!

Miaow!

Bow-wow!



7 Find the words in this puzzle. Write all the words.




8 Read and guess the riddles.

I am red and round. I am a _____.

I am long and orange. I am a _____.

I am small and brown. I am a _____.

I am sweet and yellow. I am an _____.



Great work!!!

1 Look, listen and repeat.



Easter cake



candle



Easter egg



church



Easter

Jesus Christ

holiday

2 Read the text and answer the questions.

Easter Sunday

Easter is in spring. It's a great holiday. Easter is on Sunday. We remember Jesus Christ on this day. We go to church on Easter night. We light candles there.

Mothers and grandmothers make Easter cakes and paint Easter eggs. Families meet on this holiday. We like Easter very much.

Do you like Easter? Why?

3 Complete the sentences.

1. _____ is a spring holiday.
2. We remember _____ at Easter.
3. We go to _____.
4. We light _____ there.
5. We eat Easter _____ at Easter.
6. Families _____ on this holiday.

4 Learn the names of English holidays.



Christmas
December



New Year's Day
January



Halloween
October



Easter
April



Valentine's Day
February

5 Ask and answer.

Example: When is Easter?
It is in April.

6 Read and correct the sentences.

Halloween is in November.
Christmas is in August.
New Year's Day is in October.
Valentine's Day is in July.
Easter is in September.

1 Look and speak.



kettle



cup and
saucer



plate



fork



knife



teaspoon



spoon



Let's = Let us

2 Learn and sing the songs.

Happy birthday to you!
Happy birthday to you!
Happy birthday, dear Tommy!
Happy birthday to you!

Tommy, put the kettle on,
Tommy, put the kettle on,
Tommy, put the kettle on,
And let's have tea.

3 Read.

Tommy's Birthday

This is Tommy Cat's living-room. It is large and light. There is a big table and six chairs in the room. There are cups and saucers on the table. There are spoons, forks and plates on the table, too. There is a cake on a big plate.

It is Tommy's birthday. He is in the room with his friends. They are having tea and cake. They like the cake and they like the tea. They are singing *Happy Birthday*.

4 Say True or False.

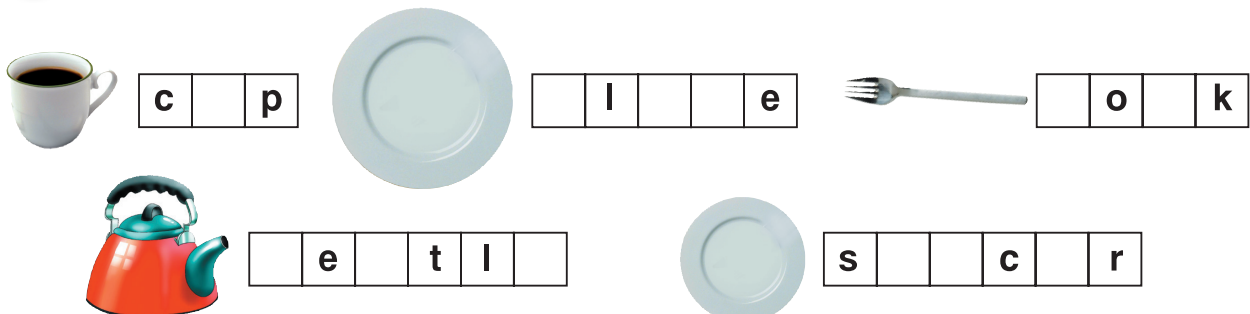
1. Tommy Cat is in the room with his mother.
2. It is Tommy's birthday.
3. There are candles in the cups.
4. There are cups and saucers on the table.
5. There are Easter eggs on the table.
6. There is a cake on the plate.
7. They are singing *Tommy, Put the Kettle on*.

5 Let's talk.

- Example:** A: Pass me the cup, please.
B: Here you are.
A: Thank you.
B: You are welcome.



6 Write the missing letters and read the words.



1 Look and speak.

YESTERDAY



TODAY



I am sad today.
I was happy yesterday.

It is rainy today.
It was sunny yesterday.

I/he/she was happy.
You/we/they were happy.

2 Read.

It was Sunday yesterday. It was sunny and warm. It was Tommy's birthday. He was with his friends. They were in the living-room. They were happy.

3 Look, read, and complete.



Princess Diana

Diana was a princess.
She was from England.
She was young.
She was kind.



Doina Aldea-Teodorovici

Doina _____ a singer.
She _____ from Moldova.
She _____ young.
She _____ talented and kind.

4 Complete the sentences.

I was at school on Monday.
You were in the village on _____.
He was on the farm on _____.
She was in the park on _____.
We were at church on _____.
You were at the stadium on _____.
They were at the supermarket on _____.

1 Look and speak.



I will = I'll.
We will = We'll.

I will have a trip.
We will have a picnic.
They will have fun.

2 Read the letter and say what the children will do.

Dear Angela,
I'm happy. We'll have a school trip on Sunday.
I'll get up at 6 o'clock. We'll meet at school
at 7 o'clock.
We'll have a lot of fun. We'll sing songs.
We'll play games. We'll run and jump.
We'll take bread, cheese, eggs, and apples.
We'll have a picnic.
We'll see flowers, animals, and birds.

Love,
Tina.



3 Match and say.

Example: We'll get up at 6 o'clock.

- | | |
|------------------------|------------------|
| 1. We'll get up | a. football |
| 2. The girls will jump | b. an apple |
| 3. The boys will play | c. at 6 o'clock |
| 4. I'll walk | d. an ice-cream |
| 5. They'll have | e. a picnic |
| 6. He'll eat | f. the rope |
| 7. She'll eat | g. in the forest |

4 Say what they will take with them.

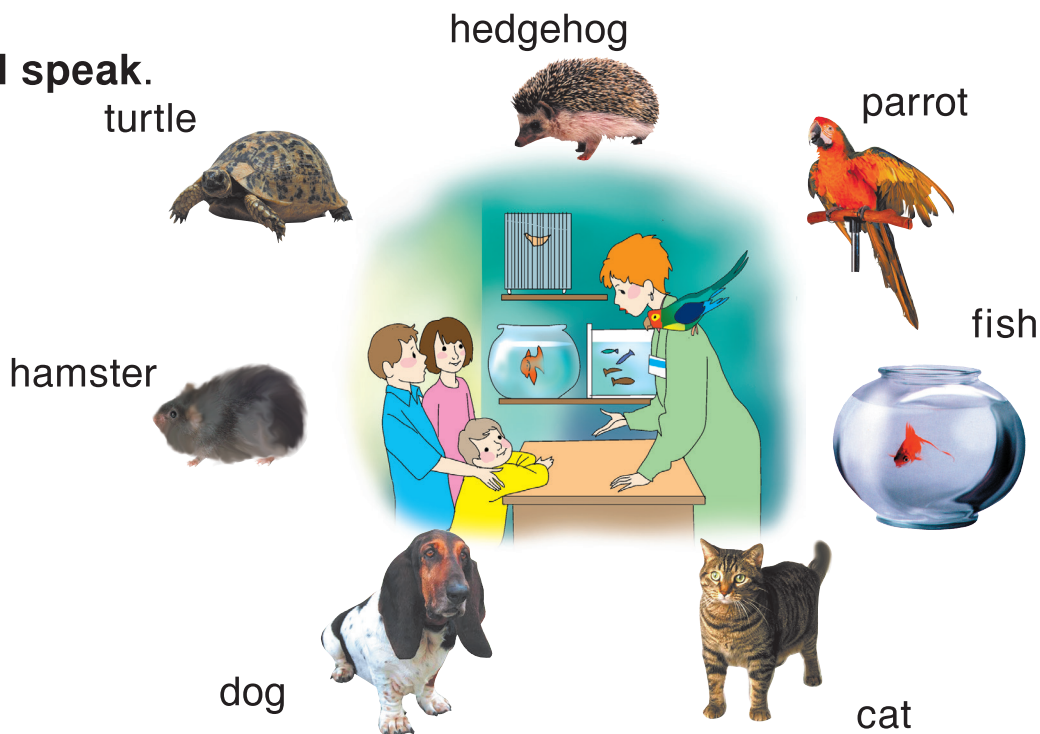
Example: Ted will take a game and a mobile.

	a book	a game	a mo- bile	an um- brella	a ball	a toy
Ted		✓	✓			
Jane	✓	✓				
Mary	✓		✓		✓	
Andrew		✓			✓	
Sam			✓			✓
The teacher	✓			✓		

5 Match and read.

- | | |
|---------------------------------|-------------------------------------|
| 1. Your hands are dirty. | A. I'll put it on the table. |
| 2. Your plate is on the floor. | B. I'll clean them. |
| 3. The window is open. | C. I'll wash them. |
| 4. You don't know the answer. | D. I'll find it. |
| 5. The cat is not in the house. | E. I'll close it. |
| 6. Your shoes are dirty. | F. I'll ask my father. |

1 Look and speak.



2 Read.

Tim likes shops. He likes shops that have toys.

He likes shops that have pets.

Tomorrow he will see big rabbits and little rabbits in the pet shop.

He will see brown and white dogs.

He will see green and yellow parrots.

He has a friend in the pet shop. It's a hedgehog.

He has an apple for his friend.

3 Say what these animals like and what they don't like.

Example: Dogs like meat. They don't like carrots.

dogs

cats

hamsters

hedgehogs

rabbits

parrots

apples

carrots

cheese

milk

meat

bread

4 Read and guess.

I have a pet.
My pet is fat,
Big and black.
What's my pet?
It's a _____.
Where is my pet?



5 Let's talk.

A: Do you have a pet?

B: Yes, I do.

A: What's your pet?


B: It's a parrot.

6 Learn the poem.

A Turtle's House


The turtle babies,
Sister and brother,
Don't live in one house
With their father and mother.

Each baby turtle
Is happy alone
In a snug little house
It carries along.



7 What are their pets?

Example: Andy has a pet. It's a rabbit. It's small. It's white.



Andy



Kate



Ann



Dina




Dan

1 Look and speak.


In the forest



At the seaside



2 Look and say what the children will do in the summer.



3 Read.

School Is Over!

We are happy. We'll have a long vacation and a lot of fun. Nick and Vicky will go to the seaside. They'll sunbathe. They'll play on the beach and swim in the sea. Ann and George will go to the mountains. Ann will pick flowers. George will fish.

My friend and I will go to Sofia. My grandfather and grandmother live there. I'll bathe in the lake and fish. We'll go to the forest and pick mushrooms. I'll ride my bike.

4 Look at the picture and say what they'll do in the summer.

Example: Pinky Pig will swim in the sea.



5 Say what you will do in the summer.

6 Let's sing *School Is Over!*








1 Play the game “Odd-Man-Out”.

Christmas, Easter, Halloween, Helen
cup, chicken, plate, saucer
turtle, hedgehog, tea, rabbit
sea, beach, horse, mountain

2 Complete the sentences with **am/is/was**.


It _____ rainy yesterday. I _____ small yesterday.
It _____ sunny today. I _____ big today.

3 Match the pictures to the words.

a 	b 	c 	d 
g 	1) spoon 2) plate 3) turtle 4) butter	5) sea 6) cup and saucer 7) bread	e 
f 			

4 Answer the questions.

Who is in the train?
Where are they going?
What will they do there?
Will they have fun?



5 Write the names of the holidays.



C _____



N _____ Y _____ 's
D _____



H _____




V _____ 's
D _____



E _____

6 Find the words.

u	m	b	r	e	l	l	a	m	b	s
c	h	o	f	s	a	u	c	e	r	n
h	e	p	u	o	d	s	u	n	d	i
r	d	l	n	n	t	s	p	o	o	n
i	g	a	m	b	t	e	e	g	g	e
s	e	t	v	a	c	a	t	i	o	n
t	h	e	d	t	e	a	i	c	a	t
m	o	l	a	h	a	t	s	n	o	w
a	g	l	b	e	a	c	h	r	o	n
s	a	c	a	r	r	o	t	a	k	e



Fabulous!!!

1 You have a new classmate. Get acquainted with him/her.

What's your _____?

What's your _____ number?

How _____ are you?

Where do you _____?

Where are you _____?

What's your favourite _____?

2 Describe the rooms in the picture.



3 Tidy up the living-room.

Example: The book is on the table.
Put it on the shelf.

4 Complete the sentences. Read the text.

My name is _____. I am a _____.

I am _____. I am _____ Moldova.


I live in _____. It's a _____.

My family is _____. My mother is a _____.

My father is a _____. I have a _____.

My _____ is _____. _____ likes _____.

5 Find the differences.



6 Let's talk. You are in Chişinău. Ask where the Circus, the Children's park, and the Children's theatre are.



The English ABC



Aa

/eɪ/
is for apple



Bb

/bɪː/
is for ball



Cc

/sɪː/
is for cat



Gg

/dʒiː/
is for goose



Hh

/eɪtʃ/
is for hat



Ii

/aɪ/
is for ice-cream




Mm

/em/
is for mouse



Nn

/en/
is for nut



Oo

/əʊ/
is for orange



Ss

/es/
is for spoon



Tt

/tiː/
is for train



Uu

/juː/
is for umbrella



Yy

/waɪ/
is for yellow



Dd

/di:/
is for dog



Ee

/i:/
is for egg



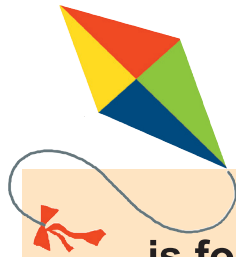
Ff

/ef/
is for frog



Jj

/dʒei/
is for jeans



Kk

/kei/
is for kite



Ll

/el/
is for lamp



Pp

/pi:/
is for pig



Qq

/kju:/
is for queen



Rr

/a:(r)/
is for rabbit



Vv

/vi:/
is for vase



Ww

/'dʌblju:/
is for window



Xx

Xmas /eks/
is for Christmas



Zz

/zed/
is for zebra

Phonetic Drills

MODULE THREE

Lesson one	a /eɪ/ a /æ/	name, g ame, e raser, p lane, K ate cat, b ag, h at, m ap, c ap, m an, t ap, c lap, l amp, bl ack, th ank you, r abbit, gr andma, gr andpa, A nn, A lice, A ndy, th at, D an, D anny, P am, J anet, C anada
Lesson two	a /ɑː/ a /ɒ/ a /ɔː/ a /ə/	f ather, F rance, b asket, e xample, a nswer, a sk wh a t b all, s mall, w alk, t alk a nd, a , a n, a m, a t, o range, w oman, I taly, E ngland
Lesson three	i /aɪ/ i /ɪ/	I , t ie, n ice, n ine, f ine, f ive i s; i t i s; i s i t; i t's; i t i sn't; t his i s; i s t his; s it, s ix, i n, h is, p ig, p ick, b ig, p ink, l isten, l ittle, T im, A lice, N ick
Lesson four	o /əʊ/ o /ɒ/	o ld, o pen, h ello, g o, n o, s how, y ellow, p rogrammer d oll, d og, f rog, h op, b ox, n ot, l ong, d octor, c opybook, T ommy, D oggy, H oppy
Lesson five	o /ʌ/ o /ə/ o /uː/ o /ʊ/	c olour, L ondon, m other, b rother, s on t o, L ond o n, f rom, p oliceman t wo, w ho w oman
Lesson six	e /iː/ e /ɪ/ e /e/	h e, s he, S teve, t hese p retty, c ar e t, d escribe t ell, t en, p en, d esk, d ress, r ed, b ench, B en, s even, e leven t welve, p encil, y ellow, f elt-tip-pen

MODULE FOUR

Lesson one	y /aɪ/ y /ɪ/ y /j/	m y, r hyme, b y m any, d addy, m ummy, T ommy, D oggy, P etty, H oppy, B etty y ou, y our, y es, y ellow, y oung
Lesson two	u /juː/ u /ʌ/ u /uː/ u /ʊ/ u /ə/	p upil, c ute, s uper d uck, r un, r usty, b us, u nder, n umber, s ummer, R usty r uler, b lue, J une b ush, J uly a utumn, A ugust
Lesson three	ou /aʊ/ ow /aʊ/ oo /ʊ/ oo /uː/	h ouse, bl ouse, m ouse, c ount, a bout, h ousewife, r ound b rown, d own, b ow, h ow, f lower b ook, l ook, c opy book , g ood t oo, r oo ster , k angar oo , s chool, r oom
Lesson four	oy /ɔɪ/ our /ə/ our /ɔː/	b oy c olour y our, f our
Lesson five	ee /iː/ ea /iː/ ei /eɪ/ ie /e/ ey /eɪ/	t ree, th ree, g reen, q ueen, m ee t t eacher, r epeat, p lease, r ead, j ean s e ight f riend g rey, t hey

Lesson six	ar /ɑː/ ir /ɜː/ ur /ɜː/ or /ɔː/ er /ə/	l arge, c arpet, f armer, a rmchair, g arden, p ark, sh arpener g irl, b ird, sh irt, sk irt t urtle, T hursday sh ort, sh orts, f loor, d oor l etter, o rd e r, f ath e r, m oth e r, s ist e r, b roth e r, n umb e r, u nd e r, t each e r, d riv e r, p ap e r
Lesson one	au /ɔː/ ay /eɪ/ ai /eɪ/ air /eə/	a utumn, d aughter, A ugust, s aucer, A ustralia d ay, p lay, s ay, t oday, b irth d ay r ain, t rain, s traight ch air, a rm ch air, h air
Lesson two	th /θ/ th /ð/	m outh, th in, T hursday, th anks, th ank you, th ree, b ath r oom th e, th is, th at, th ese, th ose, m oth e r, b roth e r, f ath e r
Lesson three	r /r/	r ed, r ead, r epeat, r abbit, r un, o range, g reen, g rey, f riend, f rom, f rog, t ree, d ress, d riv e r, b ed r oom, A pril, b rown
Lesson four	c /s/ c /k/ x /ks/	p encil, p olic e man, D ec e mber, i ce-cream c at, c lose, c ap, c olour, c oat, C anada, d octor, c ute, c ar, c old, c lock, i ce-cream, t raffic b ox, s ix, t ext, e xcuse
Lesson five	ch /tʃ/ tch /tʃ/ ch /k/ ck /k/	b ench, wh ich, t eacher, ch air, ch ease, ch ess, k itchen, ma tch s chool, m ech a nic d uck, p ick, bl ack, s ock s , cl ock, ti ck- to ck, qu ick
Lesson six	sh /ʃ/ s /z/	sh e, sh ow, sh ort, sh irt, b ush, sh arpener, sh op, sh oes, w ash u sually, p leas u re

Lesson one	ng /ŋ/ ng /ŋg/ nk /ŋk/	th ing, sp ring, m orning, e vening, l ong E nglish, E ngland th ink, th ank you, p ink, b ank
Lesson two	w /w/ wh /w/ wh /h/	w e, w ell, w indow w hat, w here, w hite, w hich w ho, w hose
Lesson three	g, j /dʒ/ g /g/ ph /f/ qu /kw/	o range, a rrange, A ngela, v illage, m agic, j am, J im, j ump g o, g ood, g ame, g ive, g oose, g arden, g reen, g rey, g irl, g lad t ele ph one, al ph a bet q uestion, q ueen, q uick
Lesson four	lk /k/ kn /n/ ght /t/ ture /tʃə/	t alk, w alk k now e ight, s traight, b right, r ight, n ight, l ight, t ights, p icture
Lesson five	st /s/ sw /s/ rh /r/ wr /r/	l isten a nswer r hyme w rite
Lesson six	nd /n/	l ook a nd s ay; u p a nd d own; r ed a nd b lue; y ellow a nd b rown; o range a nd g reen; n ame a nd w rite; g rand p a; g rand m a

Poems

Spring Rain

Rain, rain, rain, April rain,
You are feeding seed and grain,
You are raining plants and crops
With your daily sparkling drops.

Rain

The rain is raining all around,
It falls on field and tree,
It rains on the umbrellas here,
And on the ships at sea.

by R.L. Stevenson

Rain, Rain, Go Away

Rain, rain, go away,
Come again another day,
Little Johnny wants to play.
Rain, rain, go to Spain,
Never show your face again.

Bed in Summer

In winter I get up at night
And dress by yellow candle-light.
In summer, quite the other way,
I have to go to bed by day.

by R.L. Stevenson

Good Night

Here's a body – there's a bed!
There's a pillow – here's a head!
There's a curtain – here's a light!
There's a puff – and so good night!

Why Do You Cry?

Why do you cry, Willy?
Why do you cry?
Why, Willy? Why, Willy?
Why, Willy? Why?

This Happy Day

Every morning when the sun
Comes smiling up on everyone,
It's lots of fun
To say good morning to the sun.
Good morning, Sun!

Every evening after play
When the sunshine goes away,
It's nice to say
Thank you for this happy day,
This happy day!

by Harry Behn

Twenty-six Letters

Think of the beautiful things you see
On mountains, riverside, meadow and sea,
How many their names are, but how small
The twenty-six letters that spell them all.

by James Reeves

Mix a Pancake

Mix a pancake,
Stir a pancake,
Pop it in the pan.
Fry the pancake,
Toss the pancake,
Catch it if you can.

by C.G. Rossetti

Peas Porridge Hot

Peas porridge hot,
Peas porridge cold,
Peas porridge in the pot,
Nine days old.
Some like it hot,
Some like it cold,
Some like it in the pot
Nine days old.

Home

Home is the nicest place to be
With father and mother, and baby, and me.
With Skipper, our dog, and Smokey, our cat,
Oh, no place could ever be nicer than that.

This Is How I Go

I am a driver, a driver, a driver,
I am a driver,
This is how I go.
You are an actor, an actor, an actor,
You are an actor,
This is how you go.
She is a dentist, a dentist, a dentist,
She is a dentist,
This is how she goes.

He is a barber, a barber, a barber,
He is a barber,
This is how he goes.
We are farmers, farmers, farmers,
We are farmers,
This is how we go.
You are bakers, bakers, bakers,
You are bakers,
This is how you go.

They are teachers, teachers, teachers,
They are teachers,
This is how they go.

Hands Up

Hands up.
Hands down.
Hands on hips.
Sit down.

Stand up.
Hands to the sides,
Bend left.
Bend right.

Hands on hips.
One, two, three. Hop.
One, two, three. Stop.
Stand still!

Benjamin Has a Pencil

Benjamin has a pencil.
Benjamin has a pen.
Benjamin is drawing
Funny little men.

Benjamin has paper.
Benjamin has a book.
Benjamin shouts as he runs:
'Come and have a look!'

All About Me

Ten little fingers,	Two little blue eyes,
Ten little toes,	That shine so bright
Two little ears,	One little mouth
And one little nose,	To kiss Mum Good Night.

A Naughty Pig

Mary Middling has a pig,	Not very good, not very bad,
Not very little and not very big,	Not very thin, not very fat,
Not very pink, not very green,	Would you like a pig like that?
Not very dirty, not very clean,	

Nick and Andy

Nick and Andy,	Nick and Andy,	Nick and Andy,
Sugar and candy,	Sugar and candy,	Sugar and candy,
I say Stoop!	I say Stand up!	I say Run out!

One, Two...

One, two,	Pick up sticks.
What must I do?	Seven, eight,
Three, four,	Clean the plate.
Close the door.	Nine, ten,
Five, six,	A big fat hen.

Counting Rhyme

One, one, one,	Birds on a tree!
Pussy cat, run.	Four, four, four
Two, two, two	Chicks on the floor.
Dogs are after you.	Five, five, five
Three, three, three	Yellow ducklings dive.

My Pet

Someone asked me yesterday:
'Have you got a pet?'
I sadly had to answer then:
'No, I haven't yet!'
But now I've found a butterfly,
And we are great friends, he and I.

A Girl From London

The image shows a musical score for the song 'A Girl From London'. It consists of three systems of music, each with a vocal line and a piano accompaniment. The key signature is one sharp (F#) and the time signature is 3/4. The lyrics are: 'What is your name, What is your name? Now tell me please, what is your name? My name is Ja-net, my name is Ja-net, my name is Ja-net, that's my name.'

What is your name? What is your name?	How old are you? How old are you?
Now tell me, please, what is your name?	Now tell me, please, how old are you?
My name is Janet. My name is Janet.	I'm eight years old. I'm eight years old.
My name is Janet. That's my name.	I'm eight years old. That's my age.

Where are you from? Where are you from?
 Now tell me, please, where are you from?
 I'm from London. I'm from London.
 I'm from London. That's where I'm from.

Vocabulary

Aa /eɪ/	a /ə/ about /ə'baʊt/ afternoon /,ɑ:ftə'nu:n/ alone /ə'ləʊn/ and /ænd, ən/ answer /'ɑ:nsə/ apple /'æpl/ April /'eɪprəl/ armchair /'ɑ:mtʃeə(r)/ ask /ɑ:sk/ August /'ɔ:gəst/ autumn /'ɔ:təm/	un, o despre după-amiază singur și a răspunde, răspuns măr aprilie fotoliu a întreba august toamnă	----- o после полудня один и ответ, отвечать яблоко апрель кресло спрашивать август осень
Bb /bi:/	baby /'beɪbi/ badminton /'bædmɪntən/ balcony /'bælkəni/ ball /bɔ:l/ bank /bæŋk/ basket /bɑ:skɪt/ bathe /beɪð/ bathroom /'bɑ:θrʊm/ bath-tub /'bɑ:θtʌb/ beach /bi:tʃ/ beautiful /'bjʊ:tɪfl/ bed /bed/ bedroom /'bedrʊ:m/ bell /bel/ bench /bentʃ/ big /bɪg/ bike /baɪk/ bird /bɜ:d/ birthday /'bɜ:θdeɪ/ black /blæk/ blouse /blaʊz/ blue /blu:/ board /bɔ:d/ book /bʊk/ bookcase /'bʊkkeɪs/ bookshop /'bʊkʃɒp/ bow /baʊ/ box /bɒks/ boy /bɔɪ/ bread /bred/ bright /braɪt/	bebeluș badminton balcon minge bancă (de economii) coș a se scălda cameră de baie cadă litoral, plajă frumos pat dormitor clopoțel bancă mare bicicletă pasăre zi de naștere negru bluză albastru tabla clasei carte dulap pentru cărți librărie a se închina cutie băiat pâine strălucitor	младенец бадминтон балкон мяч банк корзина купаться ванная комната ванна пляж, взморье красивый кровать спальня звонок скамья большой велосипед птица день рождения чёрный блузка голубой классная доска книга книжный шкаф книжный магазин кланяться коробка мальчик хлеб яркий, светлый

brother /'brʌðə(r)/	frate	брат
brown /braʊn/	cafeniu	коричневый
building /'bɪldɪŋ/	clădire	здание
bus /bʌs/	autobuz	автобус
bush /buʃ/	tufă, tufiş	куст
but /bət/	dar (<i>conj.</i>)	но
butter /'bʌtə(r)/	unt	масло

cake /keɪk/	prăjitură, tort	пирожное, торт	Cc /si:/
candle /'kændl/	lumânare	свеча	
car /kɑ:(r)/	automobil	автомобиль	
carpet /'kɑ:pɪt/	covor	ковёр	
carrot /'kærət/	morcov	морковь	
cap /kæp/	chipiu	кепка, фуражка	
cat /kæt/	pisică, motan	кошка, кот	
celebrate /'selɪbreɪt/	a sărbători	праздновать	
chair /tʃeə(r)/	scaun	стул	
cheese /tʃi:z/	caşcaval	сыр	
chess /tʃes/	şah	шахматы	
chicken /'tʃɪkɪn/	pui (de găină)	цыплёнок	
child /tʃaɪld/	copil	ребёнок	
children /'tʃɪldrən/	copii	дети	
chimney /'tʃɪmni/	horn	дымоход	
choose /tʃu:z/	a alege	выбирать	
Christmas /'krɪsməs/	Crăciun	Рождество	
church /tʃɜ:tʃ/	biserică	церковь	
cinema /'sɪnəmə/	cinema	кинотеатр	
circus /'sɜ:kəs/	circ	цирк	
clap /klæp/	a bate (din palme)	хлопать	
classroom /'kla:srʊm/	sală de clasă	классная комната	
clean /kli:n/	curat	чистый	
clock /klɒk/	ceas, ceasornic	часы	
close /kləʊz/	a închide	закрывать	
coat /kəʊt/	jachetă, palton	пиджак, пальто	
coffee /'kɒfi/	cafea	кофе	
cold /kəʊld/	rece	холодный	
colour /'kʌlə(r)/	culoare	цвет	
come /kʌm/	a veni	приходить	
complete /kəm'pli:t/	a completa	заполнять	
cool /ku:l/	răcoros	прохладный	
count /kaʊnt/	a număra	считать	
counting rhyme /kaʊntɪŋ/	numărătoare	считалка	
cow /kaʊ/	vacă	корова	
cup /kʌp/	ceaşcă	чашка	
cute /kju:t/	drăgălaş	миловидный	

Dd
/di:/

day /deɪ/
December /dɪ'sembə(r)/
describe /dɪ'skraɪb/
desk /desk/

dirty /'dɜːti/
do /də, duː/
doctor /'dɒktə(r)/
dog /dɒg/
doll /dɒl/
door /dɔː(r)/
draw /drɔː/
dress /dres/
driver /draɪvə(r)/
duck /dʌk/

zi
decembrie
a descrie
birou (masă de scris),
bancă (pentru școlari)

murdar
a face
doctor, medic
câine
păpușă
ușă
a desena
rochie, a îmbrăca
șofer
rață

день
декабрь
описывать
письменный стол,
парта
грязный
делать
доктор, врач
собака
кукла
дверь
рисовать
платье, одевать(ся)
водитель
утка

Ee
/i:/

each /i:tʃ/
ear /ɪə(r)/
Easter /'iːstə(r)/
Easter cake
Easter eggs
eat /i:t/
egg /eg/
eight /eɪt/
eighteen /,eɪ'tiːn/
eleven /ɪ'levn/
eraser /ɪ'reɪzə(r)/
evening /'iːvniŋ/
exercise book /'eksəsaɪzbʊk/
eye /aɪ/

fiecare
ureche
Paște, Paști
pască, cozonac
ouă de Paști, ouă roșii
a mânca
ou
opt
optsprezece
unsprezece
radieră
seară
caiet
ochi

каждый
ухо
Пасха
кулич
Пасхальные яйца
есть
яйцо
восемь
восемнадцать
одиннадцать
резинка
вечер
тетрадь
глаз

Ff
/ef/

face /feɪs/
family /'fæməli/
farm /fɑːm/
farmer /fɑːmə/
father /fɑːðə(r)/
favourite /'feɪvərɪt/
February /'februəri/
felt-tip pen /,felt tɪp 'pen/
fifteen /,fɪf'tiːn/
find /faɪnd/
fine /faɪn/
finger /'fɪŋgə(r)/

față
familie
fermă
fermier
tată
favorit, preferat
februarie
cariocă
cincisprezece
a găsi
bine
deget

лицо
семья
ферма
фермер
отец
любимый
февраль
фломастер
пятнадцать
находить
хорошо
палец

first /fɜːst/	primul	первый
fish /fɪʃ/	pește, a pescui	рыба, ловить рыбу
five /faɪv/	cinci	пять
flag /flæɡ/	steag, drapel	знамя
flat /flæt/	apartament	квартира
floor /flɔː/	podea	пол
flower /'flaʊə(r)/	floare	цветок
football /'fʊtbɔːl/	fotbal	футбол
fork /fɔːk/	furculiță	вилка
four /fɔː(r)/	patru	четыре
fourteen /,fɔː'tiːn/	paisprezece	четырнадцать
fourth /fɔːθ/	al patrulea	четвёртый
fox /fɒks/	vulpe	лиса
Friday /'fraɪdeɪ/	vineri	пятница
fridge /frɪdʒ/	frigider	холодильник
friend /frend/	prieten	друг
frog /frɒɡ/	broască	лягушка
from /frɒm/	de, din, de la	из, от
fruit /fru:t/	fruct	фрукт
full (of) /fʊl (əv)/	plin (de)	полный

game /ɡeɪm/	joc	игра	Gg /dʒiː/
garage /'ɡærɑːʒ/	garaj	гараж	
garden /'ɡɑːdn/	grădină	сад, огород	
get /ɡet/	a ajunge	доставать	
get up /,ɡet 'ʌp/	a se scula	вставать	
girl /ɡɜːl/	fată	девочка	
give /ɡɪv/	a da	давать	
go to bed	a merge la culcare	ложиться	
good /ɡʊd/	bun	хороший	
goodbye /,ɡʊd'baɪ/	rămâi cu bine	до свидания	
goose /ɡuːs/	gâscă	гусь	
grandmother /'grænməðə/	bunică	бабушка	
grandfather /'grænfɑːðə/	bunic	дедушка	
granny /'græni/	bunică	бабушка	
grass /ɡrɑːs/	iarbă	трава	
green /ɡriːn/	verde	зелёный	
grey /ɡreɪ/	gri, cenușiu, cărunț	серый, седой	
guess /ɡes/	a ghici	угадать	

hair /heə(r)/	păr	волосы	Hh /eɪtʃ/
Halloween /,hæləʊv'iːn/	Ajunul Zilei Sfinților	канун дня всех святых	
hamster /'hæmstə/	hârciog	хомяк	
hand /hænd/	mână	рука	

happy /hæpi/ hat /hæt/ have /hæv, hæv/ have fun /hæv 'fʌn/ he /hi:/ head /hed/ hedgehog /'hedʒhɒg/ Hello! /hə'ləʊ/ help /help/ hen /hen/ her /hə(r)/ Here you are. /,hɪə ju: 'ɑ:/ his /hɪz/ holiday /'hɒlədeɪ/ home /həʊm/ horse /hɔ:s/ hospital /'hɒspɪtl/ hot /hɒt/ house /haʊs/ housewife /'haʊswaɪf/ How are you? /'haʊ ə ju/ how many /,haʊ 'meni/ How old are you? /,haʊ 'əʊld ə ju/	fericit pălărie a avea a se distra el cap arici Noroc! a ajuta găină al (a, ai, ale) ei lată, poftim al (a, ai, ale) lui sărbătoare, vacanță acasă cal spital fierbinte casă gospodină Cum te simți? câte, câți? Câți ani ai?	счастливый шляпа иметь веселиться он голова ёж Привет! помогать курица её Пожалуйста его праздник, каникулы дома конь больница горячий дом домашняя хозяйка Как поживаешь? сколько? Сколько тебе лет?
--	---	---

Ii /aɪ/	I /aɪ/ ice-cream /,aɪs 'kri:m/ in /ɪn/ into /'ɪntə/	eu înghețată în în	я мороженое в в
-------------------	--	-----------------------------	--------------------------

Jj /dʒeɪ/	jam /dʒæm/ January /'dʒænjʊəri/ jeans /dʒi:nz/ job /dʒɒb/ July /dʒʊ'laɪ/ jump /dʒʌmp/ June /dʒu:n/	gem ianuarie blugi lucru, loc de muncă iulie a sări iunie	джем январь джинсы работа июль прыгать июнь
---------------------	---	---	---

Kk /keɪ/	kangaroo /,kæŋgə'ru:/ kettle /'ketl/ kind /kaɪnd/ kitchen /'kɪtʃɪn/ kite /kaɪt/ knife /naɪf/ know /nəʊ/	cangur ceainic bun bucătărie zmeu (de hârtie) cuțit a ști	кенгуру чайник добрый кухня змей (бумажный) нож знать
--------------------	--	---	---

<p>lake /leɪk/ lamp /læmp/ large /lɑ:dʒ/ learn /lɜ:n/ left /left/ leg /leg/ letter /'letə(r)/ Let us light /laɪt/ like /laɪk/ listen /'lɪsn/ little /'lɪtl/ live /lɪv/ living-room /'lɪvɪŋru:m/ look /lʊk/ look like long /lɒŋ/ lorry /lɒri/</p>	<p>lac lampă spațios a învăța, a studia stâng picior literă, scrisoare (hai) să luminos a plăcea a asculta mic a trăi, a locui cameră de zi, salon a privi a avea înfățișare lung camion</p>	<p>озеро лампа широкий, большой учить(ся), узнавать левый нога буква, письмо давай(те) светлый нравиться, любить слушать маленький жить жилая комната смотреть быть похожим на длинный грузовик</p>	<p>Ll /el/</p>
---	---	---	----------------------------

<p>man /mæn/ many /'meni/ map /mæp/ March /mɑ:tʃ/ match /mætʃ/ May /meɪ/ me /mi:/ mechanic /mi'kænik/ meet /mi:t/ milk /mɪlk/ missis (Mrs) /'mɪsɪz/ mister (Mr) /'mɪstə/ Monday /'mʌndeɪ/ month /mʌnθ/ monument /'mɒnjumənt/ morning /'mɔ:nɪŋ/ mother /'mʌðə/ mountain /'maʊntən/ mouse /maʊs/ mouth /maʊθ/ much /mʌtʃ/ mushroom /'mʌʃrʊm/ my /maɪ/</p>	<p>bărbat mulți, multe hartă martie a potrivi mai mie, pe mine mecanic a întâlni, a face cunoștință cu lapte doamnă domn luni lună monument dimineață mamă munte șoarece gură mult ciupercă al meu, a mea, ai mei, ale mele</p>	<p>мужчина много карта март приравнивать май мне, меня механик встречать, знакомиться с молоко госпожа господин понедельник месяц памятник утро мать гора мышь рот много гриб мой, моя, мои</p>	<p>Mm /em/</p>
--	---	--	----------------------------

Nn
/en/

name /neɪm/
near /nɪə/
new /njuː/
newspaper /'njuːspeɪpə(r)/
nice /naɪs/
night /naɪt/
nine /naɪn/
nineteen /,naɪn'tiːn/
no /nəʊ/
nose /nəʊz/
November /nəʊ'vembə/
now /naʊ/
number /'nʌmbə/
nut /nʌt/

nume
aproape
nou
ziar
plăcut, simpatic
noapte
nouă
nouăsprezece
nu
nas
noiembrie
acum
număr
nucă

имя
близко
новый
газета
приятный
ночь
девять
девятнадцать
нет
нос
ноябрь
теперь
число, номер
орех

Oo
/əʊ/

October /ɒk'təʊbə/
old /əʊld/
on /ɒn/
one /wʌn/
open /'əʊpən/
orange /'ɒrɪndʒ/
our /'aʊə(r)/

octombrie
bătrân
pe
unul, una
a deschide
portocală, portocaliu
al nostru, a noastră,
ai noștri, ale noastre

октябрь
старый
на
один, одна
открывать
апельсин, оранжевый
наш, наши

Pp
/piː/

park /pɑːk/
parrot /'pærət/
pen /pen/
pencil /'pensl/
pencil box /'pensl bɒks/
pet /pet/
pick up /,pɪk 'ʌp/
picture /'pɪktʃə(r)/
pig /pɪg/
pink /pɪŋk/
plane /pleɪn/
plate /pleɪt/
play /pleɪ/
please /pliːz/
plum /plʌm/
policeman /pə'liːsmən/
post office /'pəʊst ofɪs/
potato /pə'tetəʊ/
pretty /'prɪti/
princess /,prɪn'ses/
programmer /'prəʊgræmə/
pupil /'pjʊːpl/
puppy /'pʌpi/
put /pʊt/

parc
papagal
pix, stilou
creion
penar
animal de companie
a ridica, a culege
tablou
porc
roz, trandafiriu
avion
farfurie
a (se) juca
te/vă rog
prună
polițist
oficiu poștal
cartof
drăguț
prințesă
programator
elev
cățeluș
a pune

парк
попугай
ручка
карандаш
пенал
любимое животное
поднимать, собирать
картина
поросёнок
розовый
самолёт
тарелка
играть
пожалуйста
слива
полицейский
почта
картофелина
хорошенький
принцесса
программист
ученик
щенок
класть, положить

queen /kwi:n/ question /kwestʃən/ quick /kwɪk/	regină întrebare repede, iute	королева вопрос быстрый	Qq /kju:/
---	-------------------------------------	-------------------------------	---------------------

rabbit /'ræbɪt/ rain /reɪn/ rainy /'reɪni/ read /ri:d/ red /red/ remember /rɪ'membə(r)/ repeat /ri'pi:t/ rhyme /raɪm/ right /raɪt/ roller skate /'rɒləskeɪt/ roof /ru:f/ room /ru:m/ rooster /'ru:stə(r)/ ruler /ru:lə/ run /rʌn/	iepure ploaie ploios a citi roșu a ține minte a repeta rimă drept patină cu rotile acoperiș cameră cocoș riglă a alerga	кролик дождь дождливый читать красный помнить повторять рифма правый конек на роликах, кататься на роликах крыша комната петух линейка бегать	Rr /a:(r)/
--	---	--	----------------------

satchel /'sætʃəl/ Saturday /'sætədeɪ/ saucer /'sɔ:sə/ say /seɪ/ school /sku:l/ sea /si:/ season /'si:zən/ second /'sekənd/ see /si:/ sentence /'sentəns/ September /sep'tembər/ seven /'sevən/ seventeen /,sevən'ti:n/ sharpener /'ʃɑ:pənə/ she /ʃi:/ sheep /ʃi:p/ shirt /ʃɜ:t/ shoe /ʃu:/ shop-assistant /'ʃɒpəsɪstənt/ short /ʃɔ:t/ shorts /ʃɔ:ts/ show /ʃəʊ/ sing /sɪŋ/ singer /sɪŋə/	ghiozdan sâmbătă farfurioară a spune școală mare (subst.) anotimp al doilea a vedea propoziție septembrie șapte șaptesprezece ascuțitoare ea oaie, oi cămașă pantof vânzător scurt, scund șorturi a arăta a cânta cântăreț	ранец суббота блюдец говорить школа море время года второй видеть предложение сентябрь семь семнадцать точилка она овца, овцы рубашка туфля продавец короткий, низкий шорты показывать петь певец	Ss /es/
---	---	--	-------------------

<p>sister /'sɪstə/ sit /sɪt/ sit down /,sɪt 'daʊn/ six /sɪks/ sixteen /,sɪks'ti:n/ skirt /skɜ:t/ sky /skaɪ/ sleep /sli:p/ small /smɔ:l/ snow /snəʊ/ snowdrop /'snəʊdrɒp/ snowman /'snəʊmæn/ snug /snʌg/ sock /sɒk/ sofa /'səʊfə/ something /'sʌmθɪŋ/ sometimes /'sʌmtaɪmz/ son /sʌn/ song /sɒŋ/ speak /spi:k/ spoon /spu:n/ sport /spɔ:t/ spring /sprɪŋ/ stadium /'steɪdɪəm/ stand /stænd/ stand up /,stænd 'ʌp/ stocking /'stɒkɪŋ/ straight /streɪt/ street /stri:t/ substitute /'sʌbstɪtju:t/ suit /su:t/ summer /'sʌmə/ sun /sʌn/ sunbathe /'sʌnbeɪð/ Sunday /'sʌndeɪ/ sunny /'sʌni/ supermarket /'sju:pəmə:kɪt/ sweet /swi:t/ swim /swɪm/</p>	<p>soră a șede a se așeza șase șaisprezece fustă cer a dormi mic, mică zăpadă ghiocel om de zăpadă plăcut șosetă canapea ceva uneori, câteodată fiu cântec a vorbi lingură sport primăvară stadion a sta (în picioare) a se ridica (în picioare) ciorap drept stradă a înlocui costum vară soare a se bronză duminică înșorit supermarket dulce a înota</p>	<p>сестра сидеть садиться шесть шестнадцать юбка небо спать маленький снег подснежник снеговик уютный носок софа, диван что-то иногда сын песня говорить ложка спорт весна стадион стоять вставать чулок прямо улица заменить костюм лето солнце загорать воскресенье солнечный универсам сладкий плавать</p>
--	---	---

<p>Tt /ti:/'</p>	<p>table /'teɪbl/ take /teɪk/ talk /tɔ:k/ tall /tɔ:l/ tap /tæp/ tea /ti:/' teaspoon /'ti:spu:n/</p>	<p>masă a lua a vorbi înalt a bate (ușor) ceai lingurița de ceai</p>	<p>стол братъ разговаривать высокий постукивать чай чайная ложечка</p>
-----------------------------	--	--	--

<p>teacher /'ti:tʃə/ tell me /'tel mi/ ten /ten/ tennis /'tenɪs/ thank you /'θæŋk ju/ that /ðæt/ theatre /'θiətə/ their /ðeə(r)/ them /ðəm/ these /ði:z/ they /ðeɪ/ thick /θɪk/ thin /θɪn/ thing /θɪŋ/ third /θɜ:d/ thirteen /,θɜ:'ti:n/ this /ðɪs/ those /ðəʊz/ three /θri:/ Thursday /'θɜ:zdeɪ/ tidy up /,taɪdi 'ʌp/ tie /taɪ/ tights /taɪts/ time /taɪm/ today /tə'deɪ/ tomato /tə'mɑ:təʊ/ too /tu:/ town /taʊn/ toy /tɔɪ/ traffic-light /'træfɪk laɪt/ train /treɪn/ tree /tri:/ trousers /'traʊzəz/ Tuesday /'tju:zdeɪ/ turtle /tɜ:tl/ TV /,ti: 'vi:/ TV stand</p> <p>twelve /twelv/ twenty /twenti/ twin /twɪn/ two /tu:/</p>	<p>profesor, învățător spune-mi zece tenis multumesc acela, aceea teatru al (a, ai, ale) lor lor aceștia, acestea ei gros subțire obiect al treilea treisprezece acesta, aceasta, acest aceia, acelea trei joi a face ordine cravată, a lega dresuri, colanți timp azi roșie de asemenea oraș jucărie semafor tren copac pantaloni marți broască-țestoasă televizor masă pentru tele- vizor doisprezece douăzeci geamăn doi, două</p>	<p>учитель скажи мне десять теннис спасибо тот, та, то театр их им эти они толстый тонкий вещь, предмет третий тринадцать этот, эта, это те три четверг приводить в порядок галстук, завязывать колготки время сегодня помидор тоже город игрушка светофор поезд дерево брюки вторник черепаха телевизор тумба для телевизора двенадцать двадцать близнец два, две, двое</p>
---	--	---

<p>umbrella /ʌm'brelə/ under /'ʌndə/ usually /'ju:ʒuəli/</p>	<p>umbrelă sub de obicei</p>	<p>ЗОНТ ПОД ОБЫЧНО</p>	<p>Uu /ju:z/</p>
---	--	----------------------------------	------------------------------

Vv /vi:/	vacation /və'keɪʃən/ vest /vest/ village /'vɪlɪdʒ/	vacanță, concediu vestă sat	каникулы безрукавка деревня, село
--------------------	---	-----------------------------------	---

Ww /'dʌbliu:/	walk /wɔ:k/ warm /wɔ:m/ wash /wɒʃ/ watch TV /wɒtʃ ti:vi:/ water /'wɔ:tə/ we /wi:/ wear /weə/ week /wi:k/ Wednesday /'wenzdeɪ/ well /wel/ what /wɒt/ when /wen/ where /weə/ Where are you from? white /waɪt/ who /hu:/ whose /hu:z/ window /'wɪndəʊ/ winter /'wɪntə/ with /wɪð/ woman /'wʊmən/ wool /wʊl/ word /wɜ:d/ work /wɜ:k/ write /raɪt/	a umbla, a merge la pas cald a spăla a privi televizorul apă noi a purta săptămână miercuri bine; fântână ce, care, cât, cum când unde De unde ești? alb cine a, al, ai, ale cui, cărui fereastră iarnă cu femeie lână cuvânt a lucra a scrie	ходить тепло, теплый мыть смотреть телевизор вода мы носить неделя среда хорошо; колодец что, который, какой когда где Откуда ты? белый кто чей, чья окно зима с женщина шерсть слово работать писать
-------------------------	--	---	---

Yy /wai/	yard /jɑ:d/ yellow /'jeləʊ/ yesterday /'jestədeɪ/ you /ju:/ young /jʌŋ/ your /jɔ:/ You're welcome	curte galben ieri tu, voi tânăr al tău, a ta, ai tăi, ale tale, al vostru pentru puțin	двор жёлтый вчера ты, вы молодой твой, твоя, твоё, твои, ваш не за что
--------------------	--	---	---

Zz /zed/	zebra /'zebrə/	zebră	зебра
--------------------	-----------------------	-------	-------

CONTENTS

INTRODUCTION

Lesson One	Hello!.....	2
Lesson Two	Meet My Friend	4
Lesson Three	How Are You?	6
Lesson Four	How Old Are You?.....	8
Lesson Five	Where Are You from?.....	10
Lesson Six	He Is from Moldova	12

MODULE ONE

Lesson One	This Is a Desk	14
Lesson Two	Is This Your Book?.....	16
Lesson Three	What's This?.....	18
Lesson Four	Colours	20
Lesson Five	What Colour Is His Cap?.....	22
Lesson Six	Where Is the Ball?	24
	Round Up.....	26

MODULE TWO

Lesson One	Tim's Ball Is New	28
Lesson Two	My Family.....	30
Lesson Three	Is Your Father a Driver?.....	32
Lesson Four	Ben Has a House	34
Lesson Five	In the House.....	36
Lesson Six	In the Living-room.....	38
	Round Up.....	40

MODULE THREE

Lesson One	How Many?	42
Lesson Two	These Are Lamps	44
Lesson Three	Are These Jeans?.....	46
Lesson Four	About Me.....	48
Lesson Five	The Seasons	50
Lesson Six	Twelve Months.....	52
	Round Up.....	54

MODULE FOUR

Lesson One	What Day Is it Today?	56
Lesson Two	What Time Is it?	58
Lesson Three	Tim's Day	60
Lesson Four	Do You Play Tennis?	62
Lesson Five	Does Angela Like Ice-cream? ...	64
Lesson Six	What Do You Do on Sunday?	66
	Round Up.....	66

MODULE FIVE

Lesson One	Dan's Town.....	70
Lesson Two	In the Street.....	72
Lesson Three	I Am Playing	74
Lesson Four	In the Village	76
Lesson Five	Is Jemmy Playing?.....	78
Lesson Six	On the Farm	80
	Round Up.....	82

MODULE SIX

Lesson One	Easter Sunday.....	84
Lesson Two	Tommy's Birthday	86
Lesson Three	It Was Sunday Yesterday	88
Lesson Four	A School Trip	90
Lesson Five	At the Pet Shop.....	92
Lesson Six	School Is Over.....	94
	Round Up.....	96
End-of-Book	Round Up I Know English	98

The English ABC	100
Phonetic Drills	102
Poems	104
Vocabulary	108

Manualul a fost aprobat prin Ordinul Ministrului Educației al Republicii Moldova nr. 321 din 28 aprilie 2016. Manualul este elaborat conform Curriculumului disciplinar (aprobat în 2010) și finanțat din resursele Ministerului Educației, Culturii și Cercetării al Republicii Moldova.

Acest manual este proprietatea Ministerului Educației, Culturii și Cercetării al Republicii Moldova.

Școala				
Manualul nr.				
Anul de folosire	Numele și prenumele elevului care a primit manualul	Anul școlar	Aspectul manualului	
			la primire	la returnare
1				
2				
3				
4				
5				

- Învățătorul va controla dacă numele elevului este scris corect.
- Elevul nu trebuie să facă niciun fel de însemnări în manual.
- Aspectul manualului (la primire și la returnare) se va aprecia: *nou, bun, satisfăcător, nesatisfăcător*.

Magic English : Pupil's book : Second form : 2 / Iulia Ignatiuc, Ludmila Foca, Dina Puiu [et. al.] ; comisia de evaluare: Margareta Dușciac [et. al.]. – [Ed. a 3-a]. – [Chișinău] : Arc, 2018 (Tipogr. „Balacron”). – 120 p. : il. color.

Finanțat din resursele financiare ale Min. Educației, Culturii și Cercet. al Rep. Moldova. – 15300 ex.

ISBN 978-9975-0-0174-8.

811.111(075.2)

M 15

Comisia de evaluare: *Margareta Dușciac*, profesoara, grad didactic superior, Liceul de Creativitate și Inventică „Prometeu”, Chișinău

Inga Chiosa, profesoara, grad didactic superior, Liceul Teoretic „Spiru Haret”, Chișinău

Nina Moraru, profesoara, grad didactic superior, Liceul de Creativitate și Inventică „Prometeu-Prim”, Chișinău

Mariana Beschieru, profesoara, grad didactic superior, Liceul Teoretic „Mihai Eminescu”, Chișinău

Recenzenți: *Galina Burdeniuc*, doctor habilitat în metodică predării limbilor străine;

Cornelia Cincilei, doctor în filologie, conferențiar universitar, USM;

Ion Negură, doctor în psihologie, conferențiar universitar, șeful Catedrei de psihologie a UPS „Ion Creangă”, Chișinău;

Vladimir Zmeev, pictor-șef la Grupul Editorial „LITERA”.

Redactori: *Victoria Gross*, MA in Education, University of Maryland, USA;

John Paul, BA in English, University of Boston, USA;

Tatiana Musteață, metodist, Școala de Limbi Moderne și Management, Chișinău.

Grafician: *Serghei Samsonov*

Coperta: *Marcel Șendrea*

Tehnoredactori: *Zoe Ciumac*

Toate drepturile asupra acestei ediții aparțin Editurii ARC.

© Editura ARC, 2018

© Iulia Ignatiuc, Lara Aladin, Ludmila Foca, Dina Puiu, Ana Muntean, 2018

Imprinat la Tipografia „BALACRON”. Com. nr. 765.

ISBN 978-9975-0-0174-8

MAGIC ENGLISH

P U P I L ' S B O O K · S E C O N D F O R M

Magic English is a new three-level course in English which satisfies the National Curriculum requirements for the Primary School in Moldova.

Magic English

encourages pupils' interaction and communication;
provides a systematic development of grammar, vocabulary, reading, writing, listening, speaking and pronunciation, integrated throughout;
raises pupils' awareness of cultural diversity;
makes it possible to check progress in an informal way through activities which involve discovery, problem-solving, language use and creative response.

Each level of Magic English contains:

The Pupil's Book – a beautifully illustrated text-book with stimulating activities that are based on child-friendly vocabulary and are pupil-oriented.

The Workbook – a collection of activities that mirror the Pupil's Book content and provide additional material for classroom and home use.

The Teacher's Book – a guide for teachers consisting of detailed lesson notes.

The Cassettes contain dialogues, texts, poems, and phonetic drills as production models.

ISBN 978-9975-0-0174-8



9 789975 001748